# TEXOMA AREA PARATRANSIT SYSTEM, INC.
# AGENDA
# BOARD OF DIRECTORS MEETING

Notice is hereby given that a regular meeting of the Board of Directors of the Texoma Area Paratransit System will be held **February 5, 2025** @ 2:00pm at 317 S. Travis St., Sherman or **virtually at:**

**Join the meeting now**

Meeting ID: 313 560 061 433

Passcode: Kg3py2Ut

Agenda as follows:

I. Establish Quorum, Call to Order and Invocation

II. Public Comments - Citizens may speak on items listed on this agenda. A "Request to Speak Card" should be completed and returned to the Board Secretary before the Board meeting convenes. Citizen comments are limited to three (3) minutes.

III. Approval of Board Minutes – Minutes from the November 20, 2024, meeting is attached and submitted for review and consideration of approval.

IV. TAPS Fiscal Year 2024 Financial Audit Report – Michelle Treschwig with Kushner LaGraize will deliver the Audit Report.

V. New Transit Building Update – Staff to discuss and answer questions regarding progress and next steps of TAPS building project.

VI. Monthly Financial Update – Staff have provided financial reports and will answer any questions Board has regarding reports.

VII. Capital Projects – Staff will update the Board on planned capital projects.

VIII. Operational Update – Staff provide operational reports and will answer any questions the Board has regarding reports.

IX. Public Private Operating Partnership – Staff to discuss need to publish Request for Proposals for Public Private Operating Partnership as Transdev Agreement ends in 2026.

X. Schedule next Board meeting – Next Board meeting to be tentatively scheduled for May 21, 2025 at 2pm.

XI. Comments by TAPS Board of Directors

XII. Adjournment

# BOARD MINUTES

GO taps
Everyone Rides.
PUBLIC TRANSIT

**TEXOMA AREA PARATRANSIT SYSTEM**
**MINUTES OF THE BOARD OF DIRECTORS**
**REGULAR MEETING**
**November 20,2024**

**MEMBERS PRESENT:** Pamela Howeth Chairperson, Doug Kopf, Mike Campbell, Art Arthur, Matt Sicking J.D. Clark, Kevin Benton, and John Burnett.

**MEMBERS MISSING:** James Thorne

**STAFF PRESENT:** Shellie White, Scott Parten, Bill Null, Joe Penson, Brenda Davis, Christina Zamora and Karen Kemp.

**GUESTS PRESENT:** Clay Barnett

I. **CALL TO ORDER:** Chairperson Pamela Howeth declared a quorum, calling the meeting to order at 2:00 P.M

II. **INVOCATION:** Art Author provided an invocation.

III. **PUBLIC COMMENTS:** Citizens may speak on items listed on the agenda as Public Hearings. A "Request to Speak Card" should be completed and returned to the Board Secretary before the Board considers the item listed under Public Hearings. Citizen Comments on public hearings are limited to three (3) minutes.

a. There were no speakers.

IV. **APPROVAL OF BOARD MINUTES:** Board member Pamela Howeth presented the minutes from the August 21,2024, Board Meeting for approval. Board Member John Burnett made a motion to approve the board minutes as presented. Board member Art Arthur seconded the motion. The motion was passed unanimously.

V. **REVIEW AND ADOPT TRANSIT ASSET MANAGEMENT (TAM) PLAN UPDATE:** Shellie White presented the updated 2025 (TAM) Plan. Copies were sent to the Board Members prior to the meeting for review. There were no questions from the Board. Board member Matt Sicking made a motion to approve and adopt the updated (TAM) plan. Board member John Burnett seconded the motion. The motion was passed unanimously.

VI. **Review and Adopt Public Transportation Agency Safety Plan (PTASP) Update:** Shellie White presented to the Updated (PTASP) for the Board consideration. With no questions or

concerns from the Board, Board member John Burnett made a motion to approve and adopt the Updated (PTASP). Board member Art Arthur seconded the motion. The motion was passed unanimously.

VII. **Free rides for Veterans:** Shellie White presented the Application for the Board to discuss and consider approval for the Veterans to fill out online and receive free rides through the TVC grant. With no question or concerns from the Board. Board member Mike Campbell made a motion to approve. Board Member Doug Kopf seconded the motion. The motion passed unanimously.

VIII. **New Transit Building Update:** Shellie White gave the Board an update on the progress and next steps of the TAPS building construction. With no question or concern from the Board.

IX. **Monthly Financial Update:** Staff provided financial reports. With no questions or concerns from the Board

X. **Other Capital Projects:** Staff presented the capital projects. With no question or concerns from the Board.

XI. **Operational Update:** Staff presented the operational reports with no questions or concerns from the Board.

XII. **Executive Officer Elections for TAPS Board of Directors:** The Board Members agreed to keep the current Executive Officers the same. Board member Art Arthur made a motion to approve. Board Member Doug Kopf seconded the motion. The motion passed unanimously.

**XIII.** **Consider/Adopt Bank Account Signature Authority:** No changes made so the next Items on the Agenda were skipped.

**XIV.** **TAPS Delegation of Authority:** No Changes.

**XV.** **Schedule next Board meeting:** Meeting was set for February 5, 2025, at 2:00 p.m.

**XVI.** **Comments by TAPS Board of Directors: None**

**XVII.** **Adjournment:** Meeting adjourned at 2:47 p.m.

# *TEXOMA AREA PARATRANSIT SYSTEM, INC.*

## *AUDITED FINANCIAL STATEMENTS*

*For the Years Ended September 30, 2024 and 2023*

# *TEXOMA AREA PARATRANSIT SYSTEM, INC.*

*TABLE OF CONTENTS*

*September 30, 2024 and 2023*


| | PAGE |
|---|---|
| INDEPENDENT AUDITORS' REPORT | 1-3 |
| MANAGEMENT'S DISCUSSION AND ANALYSIS | 4-7 |
| STATEMENTS OF NET POSITION | 8 |
| STATEMENTS OF REVENUES, EXPENSES AND CHANGES IN NET POSITION | 9 |
| STATEMENTS OF CASH FLOWS | 10 |
| NOTES TO THE FINANCIAL STATEMENTS | 11-18 |
| OTHER SUPPLEMENTARY INFORMATION | |
| INDEPENDENT AUDITORS' REPORT ON INTERNAL CONTROL OVER FINANCIAL REPORTING AND ON COMPLIANCE AND OTHER MATTERS BASED ON AN AUDIT OF FINANCIAL STATEMENTS PERFORMED IN ACCORDANCE WITH *GOVERNMENT AUDITING STANDARDS* | 19-20 |
| INDEPENDENT AUDITORS' REPORT ON COMPLIANCE FOR EACH MAJOR PROGRAM AND ON INTERNAL CONTROL OVER COMPLIANCE REQUIRED BY THE UNIFORM GUIDANCE AND THE STATE OF TEXAS SINGLE AUDIT CIRCULAR | 21-23 |
| SCHEDULE OF EXPENDITURES OF FEDERAL AND STATE AWARDS | 24 |
| NOTES TO THE SCHEDULE OF EXPENDITURES OF FEDERAL AND STATE AWARDS | 25 |
| SCHEDULE OF FINDINGS AND QUESTIONED COSTS | 26 |
| SCHEDULE OF PRIOR YEAR FINDINGS | 27 |

# *TEXOMA AREA PARATRANSIT SYSTEM, INC.*

*MANAGEMENT'S DISCUSSION AND ANALYSIS*

*For the Year Ended September 30, 2024 and 2023*

This section of Texoma Area Paratransit System, Inc. (TAPS) annual financial report presents our discussion and analysis of TAPS financial performance during the fiscal year that ended on September 30, 2024. Please read it in conjunction with TAPS' financial statements, which follow this section.

## FINANCIAL HIGHLIGHTS

Our financial statements provide these insights into the results of this year's operations:

- TAPS' net position was $4,691,807, an increase of $2,270,778 from the prior year.
- Operating revenues from fare box collections for the year were $49,028, an increase of $5,936 from the prior year. Expenses from operations were $3,585,455, up by $273,109 from the prior year. This is primarily due to annual management fee increase.
- Federal, state and local grants were $2,913,736, an increase of $253,385.
- Federal and state capital contributions were $2,628,237, an increase of $2,449,728 from prior year. This is due to the purchase of rolling stock of approximately $1,600,000 and construction of the new operations facility of approximately $900,000.

## OVERVIEW OF THE FINANCIAL STATEMENTS

This annual financial report consists of three parts - management's discussion and analysis, the basic financial statements and other supplementary information. The financial statements also include notes that explain in more detail some of the information in the financial statements and provide more detailed data.

The *Basic Financial Statements* – Statement of Net Position, the Statement of Revenues, Expenses and Changes in Net Position and the Statement of Cash Flows provide both long-term and short-term information about the overall financial status. The Statement of Net Position includes all assets and liabilities and provides information about the nature and amounts of investments in resources (assets) and the obligations to creditors (liabilities). This financial statement reports net assets and how they have changed. Net Position – the difference between assets and liabilities – are one way to measure financial health or position. Over time, increases or decreases in net position are an indicator of whether its financial health is improving or deteriorating, respectively. The Statement of Net Position also provides the basis for computing rate of return, evaluating the capital structure and assessing liquidity and financial flexibility.

All of the current year's revenue and expenses are accounted for in the Statement of Revenues, Expenses, and Changes in Net Position. This statement measures the success of operations over the past year and can be used to determine whether operations have successfully recovered all its costs through user fees and other charges, profitability, and credit worthiness. The final required financial statement is the Statement of Cash Flows. The primary purpose of this statement is to provide information about cash receipts and cash payments during the reporting period. This statement reports cash receipts, cash payments, and net changes in cash resulting from operations, capital and

financing activities and provides answers to such questions as where did the cash come from, what was the cash used for, and what was the change in cash balance during the reporting period.

Our auditor has provided assurance in the Independent Auditors' Report, located immediately preceding this MD&A, that the Basic Financial Statements are fairly stated. A user of this report should read the independent auditor's report carefully to ascertain the level of assurance being provided for each of the parts in the Financial Statements.

## FINANCIAL ANALYSIS

The Statements of Net Position includes all of the assets and liabilities and provides information about the nature and amount of investments in resources and the obligations to creditors. This statement provides the basis for evaluating the capital structure and assessing the liquidity and financial flexibility.

To begin our analysis, a condensed summary of the Statement of Net Position is presented in the table below.

| | 2024 | 2023 |
|---|---|---|
| **ASSETS** | | |
| Current assets | $ 1,281,452 | $ 1,081,973 |
| Restricted assets | 198,014 | 197,719 |
| Capital assets, net of depreciation | 4,479,388 | 2,379,204 |
| Total Assets | 5,958,854 | 3,658,896 |
| **LIABILITIES** | | |
| Current liabilities | 1,207,149 | 1,177,969 |
| Long-term liabilities | 59,898 | 59,898 |
| Total Liabilities | 1,267,047 | 1,237,867 |
| **NET POSITION** | | |
| Net investment in capital assets | 4,479,388 | 2,379,204 |
| Restricted | 198,014 | 197,719 |
| Unrestricted | 14,405 | (155,894) |
| Total net position | $ 4,691,807 | $ 2,421,029 |

Ending net position was $4,691,807, an increase of $2,270,778 from the prior year. Of the total net position, $4,479,388, is not available for use as it is an investment in capital assets.

A condensed summary of the Statement of Revenues, Expenses and Changes in Net Position is presented in the table below.

| | 2024 | 2023 |
|---|---|---|
| **OPERATING REVENUES** | $ 3,203,556 | $ 2,956,554 |
| **DIRECT OPERATING EXPENSES** | | |
| Depreciation | 514,588 | 487,593 |
| Operating | 3,070,867 | 2,824,753 |
| Total Operating Expenses | 3,585,455 | 3,312,346 |
| Loss from operations | (381,899) | (355,792) |
| **NONOPERATING REVENUES (EXPENSES)** | 24,440 | 15,720 |
| **CAPITAL CONTRIBUTIONS** | 2,628,237 | 178,509 |
| Change in Net Position | 2,270,778 | (161,563) |
| **NET POSITION - Beginning** | 2,421,029 | 2,582,592 |
| **NET POSITION - Ending** | $ 4,691,807 | $ 2,421,029 |

## Changes in Net Position

Operating revenues from farebox collections for the year increased. Operating expenses increased by $273,109. This increase was mainly due to the annual increase in management fees. Non-operating revenues from federal, state and local capital grants totaled $2,628,237 as compared to $178,509 from the prior year. The increase is due to purchase of rolling stock and construction of a new operations facility.

## Capital Assets

A summary of capital assets for the year is as follows:

| | 2024 | 2023 |
|---|---|---|
| **NON-DEPRECIABLE CAPITAL ASSETS** | | |
| Land | $ 211,780 | $ 211,780 |
| Construction in progress | 927,594 | 14,731 |
| **TOTAL NON-DEPRECIABLE CAPITAL ASSETS** | 1,139,374 | 226,511 |
| **DEPRECIABLE CAPITAL ASSETS** | | |
| Buildings | 1,912,742 | 1,830,196 |
| Leasehold improvements | 200,734 | 200,734 |
| Equipment | 565,383 | 565,383 |
| Vehicles | 3,535,248 | 2,423,568 |
| **TOTAL DEPRECIABLE CAPITAL ASSETS** | 6,214,107 | 5,019,881 |
| **TOTAL CAPITAL ASSETS** | $ 7,353,481 | $ 5,246,392 |

TAPS' capital assets of $7,353,481, at the end of 2024, consisted of vehicles in the amount of $3,535,248. There was an increase of $82,543 in buildings due a new roof on the maintenance facility and wash bay remodel. Construction in progress in the amount of $912,863 was added for the new operations facility.

Depreciation expense totaled $514,588 as compared to $487,593 from the prior year.

**Contacting TAPS Financial Management**

This financial report is designed to provide our customers, funders and general public with a general overview of TAPS' accountability for the funds it receives. If you have questions about this report, or need additional financial information, please put in an open records request with the TAPS Board of Directors. Main office is 2001 Skyline Dr, Suite A155, Sherman, TX 75092 or call (844) 603-6048.

# *TEXOMA AREA PARATRANSIT SYSTEM, INC.*

*STATEMENTS OF NET POSITION*

*September 30, 2024 and 2023*

ASSETS

| | 2024 | 2023 |
|---|---|---|
| CURRENT ASSETS | | |
| Cash and cash equivalents | $ 230,239 | $ 456,951 |
| Accounts receivable | 5,151 | 1,994 |
| Prepaid expenses | 22,677 | 20,840 |
| Due from other governments | 1,023,385 | 602,188 |
| TOTAL CURRENT ASSETS | 1,281,452 | 1,081,973 |
| RESTRICTED ASSETS | | |
| Cash | 198,014 | 197,719 |
| TOTAL RESTRICTED ASSETS | 198,014 | 197,719 |
| NONCURRENT ASSETS | | |
| Capital assets, non-depreciable | 1,139,374 | 226,511 |
| Capital assets, net of depreciation | 3,340,014 | 2,152,693 |
| TOTAL NONCURRENT ASSETS | 4,479,388 | 2,379,204 |
| TOTAL ASSETS | $ 5,958,854 | $ 3,658,896 |

LIABILITIES AND NET POSITION

| | | |
|---|---|---|
| CURRENT LIABILITIES | | |
| Accounts payable | $ 549,528 | $ 520,972 |
| Accrued liabilities | 654,807 | 654,807 |
| Unearned revenue | 2,814 | 2,190 |
| TOTAL CURRENT LIABILITIES | 1,207,149 | 1,177,969 |
| NONCURRENT LIABILITES | | |
| Compensated absences | 59,898 | 59,898 |
| TOTAL LIABILITIES | 1,267,047 | 1,237,867 |
| NET POSITION | | |
| Net investment in capital assets | 4,479,388 | 2,379,204 |
| Restricted | 198,014 | 197,719 |
| Unrestricted | 14,405 | (155,894) |
| TOTAL NET POSITION | 4,691,807 | 2,421,029 |
| TOTAL LIABILITIES AND NET POSITION | $ 5,958,854 | $ 3,658,896 |

*The notes to financial statements are an integral part of this statement.*

# *TEXOMA AREA PARATRANSIT SYSTEM, INC.*

*STATEMENTS OF REVENUES, EXPENSES, AND CHANGES IN NET POSITION*

*For the Years Ended September 30, 2024 and 2023*

| | 2024 | 2023 |
|---|---|---|
| OPERATING REVENUES | | |
| Federal direct financial assistance | $ 779,760 | $ 648,068 |
| State financial assistance | 2,133,976 | 2,012,283 |
| Fare revenue | 49,028 | 43,092 |
| Public contributions | 224,118 | 233,140 |
| Advertising | - | 3,600 |
| In-kind contributions | 16,200 | 16,200 |
| Other income | 474 | 171 |
| TOTAL OPERATING REVENUES | 3,203,556 | 2,956,554 |
| OPERATING EXPENSES | | |
| Vehicle expenses | 183,525 | 196,738 |
| Building maintenance | 361 | 289 |
| Subcontractor expense | 2,805,545 | 2,552,478 |
| Travel | - | 2,149 |
| Supplies | 264 | 1,536 |
| Utilities | 29,073 | 27,400 |
| Insurance | 22,901 | 21,318 |
| Legal fees | - | 374 |
| In-kind expense | 16,200 | 16,200 |
| Advertising expense | 3,038 | 409 |
| Depreciation | 514,588 | 487,593 |
| Other operating costs | 9,960 | 5,862 |
| TOTAL OPERATING EXPENSES | 3,585,455 | 3,312,346 |
| OPERATING LOSS | (381,899) | (355,792) |
| NON-OPERATING REVENUES | | |
| Interest income | 434 | 197 |
| Gain on sale of assets | 24,006 | 15,523 |
| TOTAL NON-OPERATING REVENUES | 24,440 | 15,720 |
| NET LOSS BEFORE CAPITAL CONTRIBUTIONS | (357,459) | (340,072) |
| Capital contributions | 2,628,237 | 178,509 |
| CHANGES IN NET POSITION | 2,270,778 | (161,563) |
| NET POSITION – BEGINNING OF YEAR | 2,421,029 | 2,582,592 |
| NET POSITION – END OF YEAR | $ 4,691,807 | $ 2,421,029 |

*The notes to financial statements are an integral part of this statement.*

# *TEXOMA AREA PARATRANSIT SYSTEM, INC.*

*STATEMENTS OF CASH FLOWS*

*For the Years Ended September 30, 2024 and 2023*

| | 2024 | 2023 |
|---|---|---|
| CASH FLOWS FROM OPERATING ACTIVITIES | | |
| Receipts from customers | $ 271,087 | $ 270,956 |
| Federal and state financial assistance | 2,492,539 | 2,572,374 |
| Payments to suppliers | (3,027,948) | (2,528,009) |
| NET CASH PROVIDED BY (USED IN) OPERATING ACTIVITIES | (264,322) | 315,321 |
| CASH FLOWS FROM CAPITAL AND RELATED FINANCING ACTIVITIES | | |
| Proceeds on sale of vehicles | 33,885 | 46,787 |
| Capital grants | 2,628,237 | 178,509 |
| Payments to acquire capital assets | (2,624,651) | (194,636) |
| Interest received | 434 | 197 |
| NET CASH PROVIDED BY CAPITAL AND RELATED FINANCING ACTIVITIES | 37,905 | 30,857 |
| NET INCREASE (DECREASE) IN CASH AND CASH EQUIVALENTS | (226,417) | 346,178 |
| CASH AND CASH EQUIVALENTS – BEGINNING (including $162,207 in restricted assets) | 654,670 | 308,492 |
| CASH AND CASH EQUIVALENTS – ENDING (including $197,719 in restricted assets) | $ 428,253 | $ 654,670 |
| RECONCILIATIONS OF OPERATING LOSS TO NET CASH PROVIDED BY (USED IN) OPERATING ACTIVITIES: | | |
| Operating loss | $ (381,899) | $ (355,792) |
| Adjustments to reconcile operating loss to net cash provided by (used in) operating activities: | | |
| Depreciation | 514,588 | 487,593 |
| Decrease (Increase) in accounts receivable | (3,157) | (86) |
| (Increase) Decrease in prepaid expenses | (1,837) | (1,416) |
| (Increase) Decrease in due from other government | (421,197) | (87,977) |
| (Decrease) Increase in accounts payable | 28,556 | 277,422 |
| (Decrease) Increase in accrued liabilities | - | 4,538 |
| (Decrease) Increase in unearned revenue | 624 | (8,961) |
| NET CASH PROVIDED BY (USED IN) OPERATING ACTIVITIES | $ (264,322) | $ 315,321 |
| SUPPLEMENTAL CASH FLOW INFORMATION: | | |
| Non-cash contributions received in-kind | $ 16,200 | $ 16,200 |

*The notes to financial statements are an integral part of this statement.*

# *TEXOMA AREA PARATRANSIT SYSTEM, INC.*

*NOTES TO THE FINANCIAL STATEMENTS*

*For the Years Ended September 30, 2024 and 2023*

## ORGANIZATION

Texoma Area Paratransit System, Inc. ("TAPS") was incorporated on July 14, 1986 as a Texas nonprofit corporation. Its purpose is to provide coordinated transportation services to the public in several North Central Texas counties. Services are directed primarily toward meeting the needs of the elderly, handicapped and economically disadvantaged.

The Texas legislature enacted the Rural and Urban Transit Act in 1995 which created transit districts that can receive public transportation funds through the Texas Department of Transportation. TAPS meets the requirements of the Act, it operates as a Rural and Urban Transit District which means that TAPS is considered a Political Subdivision of State of Texas. Additionally, TAPS also holds 501(c)(3) status.

As a political subdivision, TAPS is distinct from, and is not an agency of, the State of Texas or any other local government unit. TAPS is not subject to federal, state, or local income taxes or sales taxes.

In March 2016, the TAPS Board of Directors entered into a 5-year Public Private Partnership with Transdev Services, Inc. to manage and directly operate the TAPS transit system. All employees are employed by Transdev Services, Inc. On November 18, 2020, TAPS' Board of Directors and Transdev Services, Inc. extended the term of the agreement an additional five years to February 28, 2026.

## NOTE 1 - SUMMARY OF SIGNIFICANT ACCOUNTING POLICIES

### *Basis of Presentation*

The accompanying financial statements of TAPS have been prepared in conformity with generally accepted accounting principles as applied to governmental units. The Governmental Accounting Standards Board (GASB) is the accepted standard setting body for establishing governmental accounting and financial reporting principles. TAPS is reported as a stand-alone entity as defined by GASB Statement No. 14, as amended by GASB Statement No. 61, "The Financial Reporting Entity." TAPS is fiscally dependent on the federal and state governments for financial assistance. However, it does not provide specific financial benefits to or impose specific financial burdens on the governments. No other potential component units meet the criteria for inclusion in the financial statements of TAPS.

### *Basis of Accounting*

TAPS operations are accounted for in a proprietary fund type - the enterprise fund. The proprietary fund type is accounted for using the flow of economic resources measurement focus.

NOTE 1 - SUMMARY OF SIGNIFICANT ACCOUNTING POLICIES – Continued

***Basis of Accounting - Continued***

With this measurement focus all assets and liabilities associated with the operations are included on the statement of net position. Fund equity is segregated into contributed capital and net position. The operating statement presents increases (revenues) and decreases (expenses) in net total position.

TAPS operations are financed and operated in a manner similar to private business enterprises. The intent of the governing body is that the costs (expenses, including depreciation) of providing services on a continuing basis be financed or recovered primarily through user charges. The measurement focus emphasizes the determination of net income.

TAPS follows the accrual basis of accounting for its proprietary fund. Under this method, revenues are recorded when earned and expenses are recorded at the time liabilities are incurred.

***Cash and Cash Equivalents***

Cash includes amounts in demand deposits, interest-bearing demand deposits, and money market accounts. Cash equivalents include amounts in time deposits and those investments with original maturities of 90 days or less. Under state law, TAPS may deposit funds in demand deposits, interest-bearing demand deposits, money market accounts, or time deposits with state banks organized under Texas law and national banks having their principal offices in Texas.

***Restricted Cash***

Cash and cash equivalents that are restricted as to withdrawal or use under the terms of certain contractual agreements are recorded as restricted cash on the Statement of Net Position.

Restricted cash balances include cash from sales of capital assets originally purchased with federal or state funds that are required to be held for future capital use.

***Capital Assets***

TAPS defines capital assets as those with an individual cost of $5,000 or more and a useful life exceeding five years. They are included on the Statement of Net Position at cost, and are depreciated over their useful life, using the straight-line method. Donated capital assets are recorded at estimated fair market value at the date of donation.

NOTE 1 - SUMMARY OF SIGNIFICANT ACCOUNTING POLICIES – Continued

***Capital Assets - Continued***

All capital assets are depreciated using the straight-line method over the following useful lives.

| Description | Estimated Lives |
|---|---|
| Building and improvements | 40 years |
| Furniture, fixtures and equip | 5-7 years |
| Vehicles | 5-12 years |

Leasehold improvements are depreciated over the applicable lease term.

**Impairment of Capital Assets**

Management evaluates its capital assets for financial impairment whenever events or changes in circumstances indicate the carrying value of an asset may not be recoverable. An impairment loss is recognized when the estimated undiscounted future cash flows from the assets are less than the carrying value or fair value less cost to sell.

***Revenue Recognition***

Grants – Support received under grant contract agreements with various federal and state agencies are recorded as revenue when the costs are incurred. Grants receivable at September 30, 2024 and 2023 represents amounts due for expenses incurred prior to the respective fiscal year end.

Public contributions – Contributions received from the public, publicly traded corporations, intercounty agencies, and local governments are recognized as support when received and are reported as unrestricted net position.

Private contributions – Contributions received from private corporations are recognized as support when received and are reported as unrestricted net position.

In-kind contributions – represent the estimated fair value of contributed assets, facilities, fuel, equipment, and professional and administrative fees. Contributions of services are only recognized if the services received require specialized skills that are provided by individuals possessing those skills and would typically need to be purchased if not provided by donations. The amount of in-kind contributions recognized in 2024 and 2023 was $16,200.

NOTE 1 - SUMMARY OF SIGNIFICANT ACCOUNTING POLICIES – Continued

***Income Taxes***

TAPS operates under Section 501(c)(3) of the Internal Revenue Code and is generally exempt from federal, state and local income taxes. Accordingly, no provision for income taxes is included in the financial statements. TAPS recognizes the financial impact of a tax position when it is more likely than not that the position will be sustained upon examination. As of September 30, 2024, TAPS did not have any uncertain tax positions. Tax years ended September 30, 2023, 2022, 2021 remain subject to examination by taxing authorities.

***Compensated Absences***

TAPS employees earned vacation and sick leave beginning with the month following the probationary period. Accrued leave is based on eight hours per day for full-time employees working 40 hours per week and a pro-rata share for those working 30 or more hours per week. Sick leave was accrued at the rate of one day per month. Vacation leave was accrued annually based on length of service at rates ranging from 5 - 20 days. The maximum amount of vacation and sick leave that could be earned was 200 hours and 264 hours, respectively. Sick leave was not vested and unused hours were forfeited upon termination of service. Accumulated unused vacation was fully vested but was not fully paid upon termination of service. The liability is presented as noncurrent in the accompanying financial statements as management may not be able to pay this within the next year. All current employees are employed by Transdev Services, Inc.

***Net Position***

In proprietary fund financial statements, equity is classified as net position and displayed in three components:

A. Net investment in capital assets - consists of capital assets, including restricted capital assets, net of accumulated depreciation and reduced by the outstanding balances of any bonds, mortgages, notes, or other borrowings that are attributable to the acquisition, construction, or improvement of those assets.

B. Restricted net position - consists of net assets with constraints placed on the use either by (1) external groups such as creditors, grantors, contributions, or laws or regulations of other governments or (2) law through constitutional provisions or enabling legislation.

C. Unrestricted net position - all other net assets that do not meet the definition of restricted or net invested in capital assets.

NOTE 1 - SUMMARY OF SIGNIFICANT ACCOUNTING POLICIES – Continued

***Net Position - Continued***

TAPS considers restricted net position to be spent for expenses first when both restricted and unrestricted resources are available.

***Risk Management***

TAPS is exposed to various risks of loss related to torts, theft of, damage to, and destruction of assets, errors and omissions, and natural disasters. Management is of the opinion that any such losses would be covered by the existing insurance policies held by Transdev Services, Inc. on TAPS' behalf.

***Use of Estimates***

The preparation of financial statements in conformity with generally accepted accounting principles includes the use of estimates that affect the financial statements. Accordingly, actual results could differ from those estimates.

***Commitments and Contingencies***

TAPS receives a substantial amount of its support from federal and state grant programs, the funding of which is subject to the political process. Additionally, the programs are periodically audited for compliance by the granting agencies. The amount, if any, of expenditures which may be disallowed or repayments required by the granting agencies cannot be determined at this time.

During the period of TAPS financial difficulties, the agency was unable to regularly pay all its vendors and accumulated significant debt. As a result, numerous litigation cases are pending, some of which may ultimately result in settlements. For the years ended September 30, 2024 and 2023 the estimated liabilities for these cases was $645,848, and is included in "accrued liabilities" on the Statement of Net Position.

***New Pronouncements***

During the year ended September 30, 2024, TAPS adopted GASB Statement no. 100 "Accounting Changes and Error Corrections", which prescribes the accounting and financial reporting for (1) each type of accounting change and (2) error corrections. The implementation of this GASB did not have an impact on TAPS' financial statements.

## NOTE 2 - CASH AND CASH EQUIVALENTS

For the purpose of the statements of cash flows, TAPS considers all highly liquid investments with a maturity of three months or less when purchased to be cash equivalents up to $250,000.

### *Custodial Credit Risk*

Custodial credit risk is the risk that in the event of a bank failure, TAPS' deposits may not be returned to it. At September 30, 2024 and 2023, TAPS had $547,666 and $654,989 on deposit, of which $297,666 and $404,989, respectively, exceeded the federally insured limits of $250,000.

## NOTE 3 - ACCOUNTS RECEIVABLE

TAPS believes that sufficient detail of receivable balances is provided in the notes to the financial statements to avoid the obscuring of significant components by aggregation.

Management has evaluated the necessity of providing for an allowance for doubtful accounts and has concluded that no such allowance is required for September 30, 2024.

## NOTE 4 - DUE FROM OTHER GOVERNMENTS

The due from other governments represents the amount uncollected from state and federal financial assistance.

The following is a summary of federal and state financial assistance by contracting source:

| | September 30, 2024 | | | |
|---|---|---|---|---|
| | Federal | State | Local | Total |
| Local Government Contributions | $ - | $ - | $ 83,425 | $ 83,425 |
| Federal Transit Administration | 581,006 | - | - | 581,006 |
| Texas Department of Transportation | 103,812 | 255,142 | - | 358,954 |
| Total due from other governments | $ 684,818 | $ 255,142 | $ 83,425 | $ 1,023,385 |

| | September 30, 2023 | | | |
|---|---|---|---|---|
| | Federal | State | Local | Total |
| Local Government Contributions | $ - | $ - | $ 16,250 | $ 16,250 |
| Federal Transit Administration | 243,705 | - | - | 243,705 |
| Texas Department of Transportation | 210,085 | 132,148 | - | 342,233 |
| Total due from other governments | $ 453,790 | $ 132,148 | $ 16,250 | $ 602,188 |

## NOTE 5 - CAPITAL ASSETS

Capital assets consist of the following:

| | September 30, 2024 | | | |
|---|---|---|---|---|
| | Beginning Balances | Increases | Decreases | Ending Balances |
| Capital assets, non-depreciable | | | | |
| Land | $ 211,780 | $ - | $ - | $ 211,780 |
| Construction in progress | 14,731 | 912,863 | - | 927,594 |
| Total capital assets, non-depreciable | 226,511 | 912,863 | - | 1,139,374 |
| Capital assets, depreciable | | | | |
| Buildings | 1,830,196 | 82,543 | - | 1,912,739 |
| Leasehold improvements | 200,734 | - | - | 200,734 |
| Equipment | 565,383 | - | - | 565,383 |
| Vehicles | 2,423,568 | 1,629,245 | (517,562) | 3,535,251 |
| Total capital assets, depreciable | 5,019,881 | 1,711,788 | (517,562) | 6,214,107 |
| Less Accumulated Depreciation | (2,867,188) | (514,588) | 507,683 | (2,874,093) |
| Total capital assets, depreciable, net | 2,152,693 | 1,197,200 | (9,879) | 3,340,014 |
| Capital assets, net | $ 2,379,204 | $ 2,110,063 | $ (9,879) | $ 4,479,388 |

| | September 30, 2023 | | | |
|---|---|---|---|---|
| | Beginning Balances | Increases | Decreases | Ending Balances |
| Capital assets, non-depreciable | | | | |
| Land | $ 211,780 | $ - | $ - | $ 211,780 |
| Construction in progress | - | 14,731 | - | 14,731 |
| Total capital assets, non-depreciable | 211,780 | 14,731 | - | 226,511 |
| Capital assets, depreciable | | | | |
| Buildings | 1,694,248 | 135,948 | - | 1,830,196 |
| Leasehold improvements | 200,734 | - | - | 200,734 |
| Equipment | 521,426 | 43,957 | - | 565,383 |
| Vehicles | 3,017,225 | - | (593,657) | 2,423,568 |
| Total capital assets, depreciable | 5,433,633 | 179,905 | (593,657) | 5,019,881 |
| Less Accumulated Depreciation | (2,941,989) | (487,593) | 562,394 | (2,867,188) |
| Total capital assets, depreciable, net | 2,491,644 | (307,688) | (31,263) | 2,152,693 |
| Capital assets, net | $ 2,703,424 | $ (292,957) | $ (31,263) | $ 2,379,204 |

NOTE 5 - CAPITAL ASSETS - Continued

Depreciation expense for the years ended September 30, 2024 and 2023, totaled $514,588 and $487,593, respectively. TAPS owns the maintenance building and related land which are used for its operations. At September 30, 2024 and 2023, TAPS had idle impaired rolling stock with carrying values of $0 and $49,938, respectively.

Liens assigned to the Texas Department of Transportation (TXDOT) have been placed on the title of all rolling stock purchases made using funds from TXDOT grants.

NOTE 6 - SUBSEQUENT EVENTS

TAPS has evaluated subsequent events through the date the financials were available to be issued, which corresponds with the date of the Independent Auditors' Report. No material subsequent events have occurred since September 30, 2024, that require recognition or disclosure in the financial statements.

# *TEXOMA AREA PARATRANSIT SYSTEM, INC.*

*SCHEDULE OF EXPENDITURES OF FEDERAL AND STATE AWARDS*

*For the Year Ended September 30, 2024*

| Federal Grantor/Pass-Through Grantor Program Title | Assistance Listing Number | Grant Award Number | State Award Number | Expenditures |
|---|---|---|---|---|
| **FEDERAL AWARDS EXPENDED** | | | | |
| **Federal Transit Cluster** | | | | |
| Federal Transit Administration: | | | | |
| Urbanized Area Formula Program | 20.507 | TX-2017-082-00 | | $ 94,496 |
| Urbanized Area Formula Program | 20.507 | TX-2017-076-00 | | 138,551 |
| Urbanized Area Formula Program | 20.507 | TX-2023-024-00 | | 923,910 |
| Urbanized Area Formula Program | 20.507 | TX-2024-036-00 | | 1,446,542 |
| Covid-19 Urbanized Area Formula Program | 20.507 | TX-2020-056-00 | | 546,714 |
| Bus and Bus Facilities Program | 20.526 | TX-2019-089-00 | | 42,686 |
| Bus and Bus Facilities Program | 20.526 | TX-2023-085-00 | | 48,341 |
| Bus and Bus Facilities Program | 20.526 | TX-2024-022-00 | | 83,865 |
| Bus and Bus Facilities Program | 20.526 | TX-2021-075-00 | | 4,017 |
| Federal Transit Administration passed Through Texas Dept of Transportation: | | | | |
| Bus and Bus Facilities Program | 20.526 | TX-2022-050 | BBF 2303 (26) | 3,875 |
| **Total Federal Transit Cluster** | | | | 3,332,997 |
| Federal Transit Administration passed Through Texas Dept of Transportation: | | | | |
| **Transit Services Programs Cluster** | | | | |
| Enhanced Mobility of Seniors and Individuals with Disabilities | 20.513 | TX-2022-049 | ED 2401 (26) | 24,797 |
| Enhanced Mobility of Seniors and Individuals with Disabilities | 20.513 | TX-2023-110 | ED 2403 (26) | 37,196 |
| **Total Transit Services Programs Cluster** | | | | 61,993 |
| Federal Transit Administration passed Through Texas Dept of Transportation: | | | | |
| Metropolitan Transportation Planning | 20.505 | TX-2023-060 | PLN 2401 (26) | 5,377 |
| Rural Discretionary | 20.509 | TX-2020-045 | RD 2301 (26) | 75,000 |
| Formula Grants for Rural Areas | 20.509 | TX-2022-051 | RPT 2303 (26) | 39,046 |
| Formula Grants for Rural Areas | 20.509 | TX-2023-108 | RPT 2403 (26) | 773,200 |
| Formula Grants for Rural Areas | 20.509 | TX-2024-076 | RPT 2503 (26) | 65,587 |
| | | | | 958,210 |
| **Total Federal Awards Expended** | | | | 4,353,200 |
| **STATE AWARDS EXPENDED** | | | | |
| State Rural Transportation Grant | | | RUR 2303 (33) | 327,504 |
| State Rural Transportation Grant | | | RUR 2503 (33) | 66,299 |
| State Rural Transportation Grant | | | URB 2403 (26) | 535,048 |
| State Urban Transportation Grant | | | URB 2402 (26) | 222,895 |
| State Urban Transportation Grant | | | URB 2502 (26) | 34,952 |
| Scholarships | | | | 2,075 |
| **Total State Awards Expended** | | | | 1,188,773 |
| **Total Federal and State Awards Expended** | | | | $ 5,541,973 |

*The accompanying notes are an integral part of this schedule.*

# *TEXOMA AREA PARATRANSIT SYSTEM, INC.*

*NOTES TO THE SCHEDULE OF EXPENDITURES OF FEDERAL AND STATE AWARDS*

*For the Year Ended September 30, 2024*

## Note 1. Summary of Significant Accounting Policies and Basis of Presentation

The accompanying Schedule of Expenditures of Federal and State Awards presents the activity of all federal and state financial assistance programs of TAPS and is presented using the accrual basis of accounting. The information in this schedule is presented in accordance with the requirements of Title 2 U.S. Code of Federal Regulations Part 200, Uniform Administrative Requirements, Cost Principles, and Audit Requirements for Federal Awards (Uniform Guidance) and the State of Texas Single Audit Circular. Therefore, some amounts presented in this schedule may differ from amounts presented in, or used in the preparation of, the basic financial statements.

## Note 2. De Minimus Cost Rate

During the year ended September 30, 2024, TAPS did not elect to use the 10% de minimus cost rate as covered in Section 200.414 of the Uniform Guidance.

# *TEXOMA AREA PARATRANSIT SYSTEM, INC.*

*SCHEDULE OF FINDINGS AND QUESTIONED COSTS*

*For the Year Ended September 30, 2024*

1. SUMMARY OF AUDITORS' RESULTS

   a. The type of report issued on the basic financial statements: Unmodified.

   b. Significant deficiencies in internal control were disclosed by the audit of the financial statements: None reported: Material weaknesses: None.

   c. Noncompliance which is material to the financial statements: No.

   d. Significant deficiencies in internal control over major program: None reported: Material weaknesses: None.

   e. The type of report issued on compliance for major program: Unmodified.

   f. Any audit findings which are required to be reported under Uniform Guidance and the State of Texas Single Audit Circular: None.

   g. Major Programs Include:

| Name of Federal Program | Assistance Listing Number |
|---|---|
| Federal Transit Administration Federal Transit Cluster | |
| Formula Grants for Urban Areas | 20.507 |
| Bus and Bus Facilities Program | 20.526 |

| Name of State Program |
|---|
| Urban Transit Section 5307 |

   h. Dollar threshold used to distinguish between Type A and Type B major federal programs: $750,000.

      Dollar threshold used to distinguish between Type A and Type B major state programs: $750,000.

   i. Auditee qualified as a low-risk auditee: Yes.

2. FINDINGS RELATED TO THE FINANCIAL STATEMENTS:
   None noted

3. FINDINGS AND QUESTIONED COSTS RELATED TO FEDERAL AWARDS:
   None noted

# *TEXOMA AREA PARATRANSIT SYSTEM, INC.*

*SCHEDULE OF PRIOR YEAR FINDINGS*

*For the Year Ended September 30, 2024*

1. FINDINGS RELATED TO THE FINANCIAL STATEMENTS:
   None

2. FINDINGS AND QUESTIONED COSTS RELATED TO FEDERAL AWARDS:
   None

# Bank Report

# TEXOMA AREA PARATRANSIT SYSTEM, INC
# BOARD REPORT - BANK DETAIL

End of Month Totals
November 2024

| Landmark Bank Acct # 6968 | |
|---|---|
| Balance at 10/31/2023 | $ 396,342.59 |
| Deposits | 214,667.46 |
| Debits | (219,483.35) |
| Bank Interest | 16.91 |
| Account Balance at 11/30/2023 | $ 391,543.61 |

| Landmark Bank Acct # 9693 | |
|---|---|
| Balance at 10/31/2023 | $ 198,039.25 |
| Deposits | |
| Debits | |
| Bank Interest | 25.16 |
| Account Balance at 11/30/2023 | $ 198,064.41 |

| Checks/Debits | |
|---|---|
| Huit-Zollars | $ (11,450.40) |
| Lloyd Plyer Construction | $ (208,012.95) |
| | $ (219,463.35) |

| Deposits/Credits | |
|---|---|
| Farebox | $ 3,549.46 |
| Local Contributions | $ 21,000.00 |
| TXDOT Reimbursements (Sep) | $ 190,098.00 |
| | $ 214,647.46 |

* Local Contributions from Grayson Co.

# TEXOMA AREA PARATRANSIT SYSTEM, INC
# BOARD REPORT - BANK DETAIL

End of Month Totals
December 2024

| Landmark Bank Acct # 6968 | |
|---|---|
| Balance at 11/30/2023 | $ 391,543.61 |
| Deposits | 92,147.85 |
| Debits | (277,185.58) |
| Bank Interest | 3.22 |
| Account Balance at 12/31/2023 | $ 206,509.10 |

| Landmark Bank Acct # 9693 | |
|---|---|
| Balance at 11/30/2023 | $ 198,064.41 |
| Deposits | |
| Debits | |
| Bank Interest | 24.35 |
| Account Balance at 12/31/2023 | $ 198,088.76 |

| Checks/Debits | |
|---|---|
| Transdev (Oct Invoice) | $ (265,668.99) |
| Huit-Zollars | $ (11,450.40) |
| Farebox refund | $ (19.00) |
| | $ (277,138.39) |

| Deposits/Credits | |
|---|---|
| Farebox | $ 2,352.85 |
| Local Contributions | $ 2,500.00 |
| FTA Reimbursements (Sep/Oct) | $ 87,275.00 |
| | $ 92,127.85 |

Texoma Area Paratransit System Inc
6104 Texoma Pkwy
Sherman TX 75090-2128

## CHECKING ACCOUNTS

| | | | |
|---|---|---|---|
| Simply Business 500 Checking | | Number of Enclosures | 9 |
| Account Number | XXXXXXXXXXXX6968 | Statement Dates | 11/01/24 thru 12/01/24 |
| Previous Balance | 396,342.59 | Days in the statement period | 31 |
| 12 Deposits/Credits | 214,667.46 | Average Ledger | 404,162.34 |
| 3 Checks/Debits | 219,483.35 | Average Collected | 403,474.19 |
| Service Charge | .00 | Interest Earned | 16.91 |
| Interest Paid | 16.91 | Annual Percentage Yield Earned | 0.05% |
| Current Balance | 391,543.61 | 2024 Interest Paid | 151.52 |

### Deposits and Additions

| Date | Description | Amount |
|---|---|---|
| 11/05 | Deposit | 21,000.00 |
| 11/12 | Deposit | 765.75 |
| 11/14 | Deposit | 150.00 |
| 11/15 | Deposit | 764.00 |
| 11/19 | Deposit | 1,015.25 |
| 11/26 | RelationshipRwds Cash Back | 20.00 |
| 11/26 | INV-PAYMTS TX DEPT OF TRNSP 17521272678004 ISA~00~0000000000~00~0000000000~ZZ~1746000089 ~ZZ~JPMORGAN CHASE ~241122~2228~U~00304~000000001~0~P~>\ ST~820~005299017\ BPR~X~23260~C~ACH~CTX~01~071100269~~~1746000089~~01~082900432~DA~00000000136906968~241126~VEN\ TRN~1~5299017\ N1~PE~TEXOMA AREA PARATRANSIT SYSTEMINC~49~17521272678004\ N1~PR~TX DEPT OF TRNSP~75~601\ PER~CN~~TE~5124865633\ ENT~1\ RMR~IV~5101803262401593~AI~23260\ REF~43~95248958001\ REF~CR~~PREVENTIVE MAINTENANCE - 11.7A\ SE~11~005299017\ | 23,260.00 |
| 11/26 | INV-PAYMTS TX DEPT OF TRNSP 17521272678004 | 34,952.00 |

Simply Business 500 Checking XXXXXXXXXXXX6968 (Continued)

**Deposits and Additions**

| Date | Description | Amount |
|---|---|---|
| | ISA~00~0000000000~00~000000000<br>0~ZZ~1746000089 ~ZZ~JPMORG<br>AN CHASE ~241122~2228~U~00304~<br>000000001~0~P~>\<br>ST~820~005299020\<br>BPR~X~34952~C~ACH~CTX~01~07110<br>0269~~~1746000089~~01~08290043<br>2~DA~00000000136906968~241126~<br>VEN\<br>TRN~1~5299020\<br>N1~PE~TEXOMA AREA PARATRANSIT<br>SYSTEMINC~49~17521272678004\<br>N1~PR~TX DEPT OF TRNSP~75~601\<br>PER~CN~~TE~5124865633\<br>ENT~1\<br>RMR~IV~5130902262500249~AI~349<br>52\<br>REF~43~95248961001\<br>REF~CR~~OPERATING - 30.09.01\<br>SE~11~005299020\ | |
| 11/26 | INV-PAYMTS TX DEPT OF TRNSP<br>17521272678004<br>ISA~00~0000000000~00~000000000<br>0~ZZ~1746000089 ~ZZ~JPMORG<br>AN CHASE ~241122~2228~U~00304~<br>000000001~0~P~>\<br>ST~820~005299018\<br>BPR~X~65587~C~ACH~CTX~01~07110<br>0269~~~1746000089~~01~08290043<br>2~DA~00000000136906968~241126~<br>VEN\<br>TRN~1~5299018\<br>N1~PE~TEXOMA AREA PARATRANSIT<br>SYSTEMINC~49~17521272678004\<br>N1~PR~TX DEPT OF TRNSP~75~601\<br>PER~CN~~TE~5124865633\<br>ENT~1\<br>RMR~IV~5101803262500246~AI~655<br>87\<br>REF~43~95248959001\<br>REF~CR~~OPERATING - 30.09.01\<br>SE~11~005299018\ | 65,587.00 |
| 11/26 | INV-PAYMTS TX DEPT OF TRNSP<br>17521272678004<br>ISA~00~0000000000~00~000000000<br>0~ZZ~1746000089 ~ZZ~JPMORG<br>AN CHASE ~241122~2228~U~00304~<br>000000001~0~P~>\<br>ST~820~005299019\<br>BPR~X~66299~C~ACH~CTX~01~07110<br>0269~~~1746000089~~01~08290043<br>2~DA~00000000136906968~241126~<br>VEN\<br>TRN~1~5299019\<br>N1~PE~TEXOMA AREA PARATRANSIT<br>SYSTEMINC~49~17521272678004\<br>N1~PR~TX DEPT OF TRNSP~75~601\<br>PER~CN~~TE~5124865633\<br>ENT~1\<br>RMR~IV~5121803262500248~AI~662<br>99\<br>REF~43~95248960001\<br>REF~CR~~OPERATING - 30.09.01\<br>SE~11~005299019\ | 66,299.00 |
| 11/26 | Deposit | 113.50 |

Simply Business 500 Checking XXXXXXXXXXXX6968 (Continued)

**Deposits and Additions**

| Date | Description | Amount |
|---|---|---|
| 11/27 | Deposit | 740.96 |
| 12/01 | Interest Deposit | 16.91 |

**Checks and Withdrawals**

| Date | Description | Amount |
|---|---|---|
| 11/05 | Account Analysis Charge | 20.00- |

**CHECKS IN NUMBER ORDER**

| Date | Check No | Amount | Date | Check No | Amount |
|---|---|---|---|---|---|
| 11/25 | 1082 | 208,012.95 | 11/27 | 1083 | 11,450.40 |

*** Denotes skip in sequential check numbers**

**Daily Balance Information**

| Date | Balance | Date | Balance | Date | Balance |
|---|---|---|---|---|---|
| 11/01 | 396,342.59 | 11/15 | 419,002.34 | 11/27 | 391,526.70 |
| 11/05 | 417,322.59 | 11/19 | 420,017.59 | 12/01 | 391,543.61 |
| 11/12 | 418,088.34 | 11/25 | 212,004.64 | | |
| 11/14 | 418,238.34 | 11/26 | 402,236.14 | | |

**RELATIONSHIP REWARDS PROGRAM**

As of 11/25/2024 This account has earned the Relationship Credit for this statement cycle. This credit will be labeled "RelationshipRwds Cash Back". Thank you for being a valued Simmons Bank customer!

Thank you for banking with Simmons Bank.

********** END OF STATEMENT **********


Simmons Bank.
DEPOSIT TICKET
TRAN CODE ☑ CASH
SIGN HERE FOR CASH RECEIVED
NAME TAPS
ADDRESS
CITY/STATE
DATE 11/5/24 BY
ACCOUNT NUMBER 136906968
241267 21,000.00
TOTAL FROM OTHER SIDE
LESS CASH RECEIVED
NET DEPOSIT $ 21,000.00
⑆5000⑈0121⑆

Deposit Date: 11/05 Amount: $21,000.00

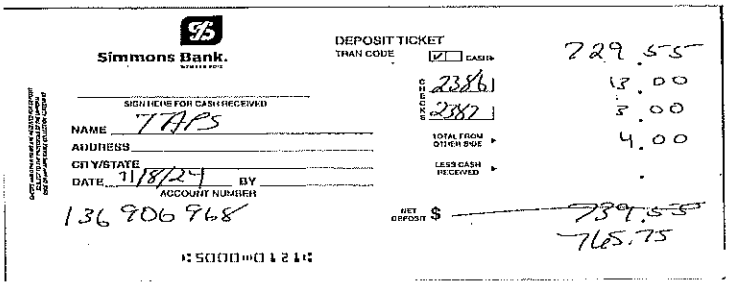
Simmons Bank.
DEPOSIT TICKET
TRAN CODE ☑ CASH
SIGN HERE FOR CASH RECEIVED
NAME TAPS
ADDRESS
CITY/STATE
DATE 11/8/24 BY
ACCOUNT NUMBER 136906968
729.75
2386 13.00
2382 5.00
4.00
NET DEPOSIT $ 739.75
765.75
⑆5000⑈0121⑆

Deposit Date: 11/12 Amount: $765.75

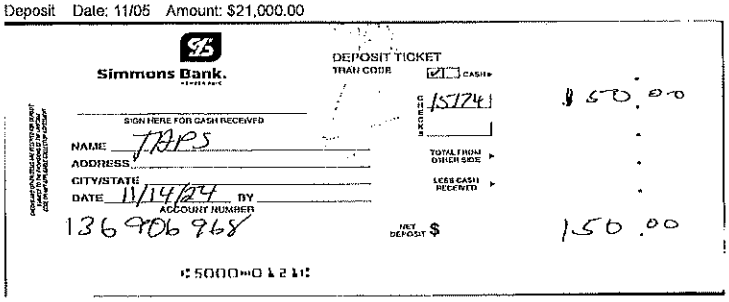
Simmons Bank.
DEPOSIT TICKET
TRAN CODE ☑ CASH
SIGN HERE FOR CASH RECEIVED
NAME TAPS
ADDRESS
CITY/STATE
DATE 11/14/24 BY
ACCOUNT NUMBER 136906968
15774 $150.00
TOTAL FROM OTHER SIDE
LESS CASH RECEIVED
NET DEPOSIT $ 150.00
⑆5000⑈0121⑆

Deposit Date: 11/14 Amount: $150.00

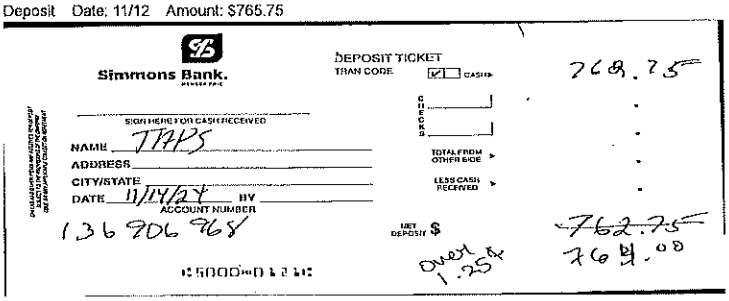
Simmons Bank.
DEPOSIT TICKET
TRAN CODE ☑ CASH
SIGN HERE FOR CASH RECEIVED
NAME TAPS
ADDRESS
CITY/STATE
DATE 11/14/24 BY
ACCOUNT NUMBER 136906968
768.75
NET DEPOSIT $ 762.75
over 1.25 764.00
⑆5000⑈0121⑆

Deposit Date: 11/15 Amount: $764.00

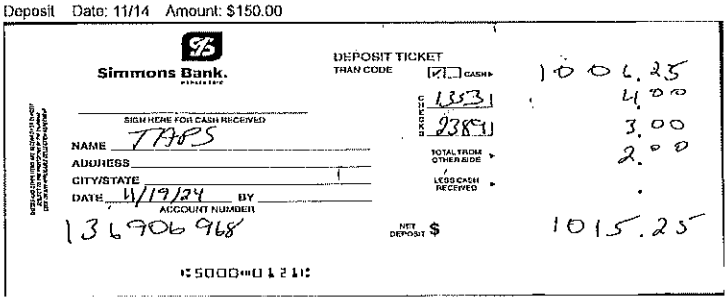
Simmons Bank.
DEPOSIT TICKET
TRAN CODE ☑ CASH
SIGN HERE FOR CASH RECEIVED
NAME TAPS
ADDRESS
CITY/STATE
DATE 11/19/24 BY
ACCOUNT NUMBER 136906968
1353 4.00
2389 3.00
2.00
1006.25
NET DEPOSIT $ 1015.25
⑆5000⑈0121⑆

Deposit Date: 11/19 Amount: $1,015.25


Simmons Bank.
DEPOSIT TICKET
TRAN CODE ☑ CASH
SIGN HERE FOR CASH RECEIVED
NAME TAPS
ADDRESS
CITY/STATE
DATE 11/26/24 BY
ACCOUNT NUMBER 136906968
15212 113.50
NET DEPOSIT $ 113.50
⑆5000⑈0121⑆

Deposit Date: 11/26 Amount: $113.50

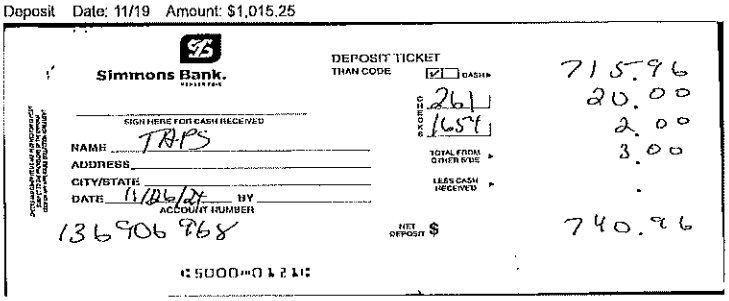
Simmons Bank.
DEPOSIT TICKET
TRAN CODE ☑ CASH
SIGN HERE FOR CASH RECEIVED
NAME TAPS
ADDRESS
CITY/STATE
DATE 11/26/24 BY
ACCOUNT NUMBER 136906968
261 20.00
1654 2.00
3.00
715.96
NET DEPOSIT $ 740.96
⑆5000⑈0121⑆

Deposit Date: 11/27 Amount: $740.96


1082
TEXOMA AREA PARATRANSIT SYSTEM INC
PH. 903-893-4501
6104 TEXOMA PKWY
SHERMAN, TX 75090-2135
Simmons Bank
81-43/829
1082
DATE AMOUNT
****Two Hundred Eight Thousand Twelve and 95/100 Dollars
11/20/2024 $208,012.95
PAY
TO THE ORDER OF: Lloyd Plyler Construction
3500 Texoma Parkway
Sherman, TX 75091
AUTHORIZED SIGNATURE
⑈001082⑈ ⑆082900432⑆ 136906968⑈

Check 1082 Date: 11/25 Amount: $208,012.95


1083
TEXOMA AREA PARATRANSIT SYSTEM INC
PH. 903-893-4501
6104 TEXOMA PKWY
SHERMAN, TX 75090-2135
Simmons Bank
81-43/829
1083
DATE AMOUNT
****Eleven Thousand Four Hundred Fifty and 40/100 Dollars
11/20/2024 $11,450.40
PAY
TO THE ORDER OF: HUITT-ZOLLARS INC
5430 Lyndon B Johnson Freeway Suite 1500
Dallas, Texas 75240
USA
AUTHORIZED SIGNATURE
⑈001083⑈ ⑆082900432⑆ 136906968⑈

Check 1083 Date: 11/27 Amount: $11,450.40

ADDRESS OR NAME CHANGES – You are responsible for notifying us of any change in your address or your name. Unless we agree otherwise, change of address or name must be made in writing by at least one of the account holders. Informing us of your address or name change on a check reorder form is not sufficient. We will attempt to communicate with you only by use of the most recent address you have provided to us. If we receive returned mail, we may impose a service fee.

IF YOUR ADDRESS IS INCORRECT, MARK THROUGH THE ADDRESS SHOWN ON THE FRONT OF THIS STATEMENT. COMPLETE THE FORM AT THE RIGHT, DETACH AND MAIL TO P. O. BOX 7009, PINE BLUFF, AR 71603-7009.

| PLEASE CHANGE MY ADDRESS TO: | | |
|---|---|---|
| STREET | | |
| CITY | STATE | ZIP CODE |
| EFFECTIVE DATE | SIGNATURE | |

PLEASE CHANGE MY ADDRESS ON FOLLOWING ACCOUNTS.

List all accounts you want changed. We will change only the accounts you indicate since some customers prefer to maintain separate account addresses.

| TYPE OF ACCOUNT | CHECKING | SAVINGS | LOAN | CD | ATM / DEBIT CARD | OTHER |
|---|---|---|---|---|---|---|
| ACCOUNT NUMBER | | | | | | |
| ACCOUNT NUMBER | | | | | | |

PLEASE EXAMINE YOUR STATEMENT PROMPTLY AND NOTIFY US OF ANY ERRORS

## RECONCILEMENT INFORMATION

**These 6 Fast, Easy Steps Will Reconcile The Balance Shown On This Statement With The Balance Shown In Your Checkbook**

(1) Balance now shown in your checking..... $_____

(2) Add interest shown on the statement ..... $_____

(3) Subtract bank charges included in this statement. (be sure to enter any Bank charges and unrecorded checks in your checkbook)..... $_____

NEW BALANCE SHOWN IN YOUR CHECKBOOK..... $_____

(4) Last balance shown on this statement..... $_____

(5) Add total of those deposits which have been made and shown in your checkbook, but not yet shown on this statement..... $_____

SUB-TOTALS $_____

(6) List outstanding checks below (checks which are shown in your checkbook, but not yet paid by the bank.)

| CHECK NUMBER | AMOUNT | CHECK NUMBER | AMOUNT |
|---|---|---|---|
| | | | |
| | | | |
| | | | |
| | | | |
| | | | |
| | | | |
| | | | |
| | | | |
| | | TOTAL | $_____ |

SUBTRACT THIS TOTAL OF OUTSTANDING CHECKS FROM SUB-TOTAL ABOVE $_____

**THESE TWO FIGURES SHOULD BE THE SAME**

**If they are not the same, recheck your figures. If still not the same, please call Customer Service.**

**1-866 246 2400 Toll Free**

## ELECTRONIC TRANSFER ERROR RESOLUTION NOTICE *(CONSUMER ACCOUNTS ONLY)*

In case of Errors or Questions about your Electronic Transfer, call us at 1-866-246-2400 or write to us at P. O. Box 7009. Pine Bluff, AR 71611-7009, as soon as you can, if you think your statement or receipt is wrong, or if you need more information about a transfer listed on a statement or a receipt. We must hear from you no later than 60 days after we sent the FIRST statement on which the problem or error appeared .

(1) Tell us your name and account number (if any).

(2) Describe the error or the transfer you are unsure about, and explain as clearly as you can why you believe it is an error or why you need more information.

(3) Tell us the dollar amount of the suspected error.

We will investigate your complaint and will correct any error promptly. If we take more than 10 business days to do this, we will credit your account for the amount you think is in error, so that you will have use of the money during the time it takes us to complete our investigation.

Texoma Area Paratransit System Inc
6104 Texoma Pkwy
Sherman TX 75090-2128

## CHECKING ACCOUNTS

| | | | |
|---|---|---|---|
| Money Market Savings Business | | Number of Enclosures | 0 |
| Account Number | XXXXXXXXXXXX9693 | Statement Dates | 11/01/24 thru 12/01/24 |
| Previous Balance | 198,039.25 | Days in the statement period | 31 |
| Deposits/Credits | .00 | Average Ledger | 198,039.25 |
| Checks/Debits | .00 | Average Collected | 198,039.25 |
| Service Charge | .00 | Interest Earned | 25.16 |
| Interest Paid | 25.16 | Annual Percentage Yield Earned | 0.15% |
| Current Balance | 198,064.41 | 2024 Interest Paid | 271.31 |

### Deposits and Additions

| Date | Description | Amount |
|---|---|---|
| 12/01 | Interest Deposit | 25.16 |

### Daily Balance Information

| Date | Balance | Date | Balance |
|---|---|---|---|
| 11/01 | 198,039.25 | 12/01 | 198,064.41 |

Thank you for banking with Simmons Bank.

********** END OF STATEMENT **********

ADDRESS OR NAME CHANGES – You are responsible for notifying us of any change in your address or your name. Unless we agree otherwise, change of address or name must be made in writing by at least one of the account holders. Informing us of your address or name change on a check reorder form is not sufficient. We will attempt to communicate with you only by use of the most recent address you have provided to us. If we receive returned mail, we may impose a service fee.

IF YOUR ADDRESS IS INCORRECT, MARK THROUGH THE ADDRESS SHOWN ON THE FRONT OF THIS STATEMENT. COMPLETE THE FORM AT THE RIGHT, DETACH AND MAIL TO P. O. BOX 7009, PINE BLUFF, AR 71603-7009.

| PLEASE CHANGE MY ADDRESS TO: | | |
|---|---|---|
| STREET | | |
| CITY | STATE | ZIP CODE |
| EFFECTIVE DATE | SIGNATURE | |

PLEASE CHANGE MY ADDRESS ON FOLLOWING ACCOUNTS.

List all accounts you want changed. We will change only the accounts you indicate since some customers prefer to maintain separate account addresses.

| TYPE OF ACCOUNT | CHECKING | SAVINGS | LOAN | CD | ATM / DEBIT CARD | OTHER |
|---|---|---|---|---|---|---|
| ACCOUNT NUMBER | | | | | | |
| ACCOUNT NUMBER | | | | | | |

PLEASE EXAMINE YOUR STATEMENT PROMPTLY AND NOTIFY US OF ANY ERRORS

## RECONCILEMENT INFORMATION

**These 6 Fast, Easy Steps Will Reconcile The Balance Shown On This Statement With The Balance Shown In Your Checkbook**

(1) Balance now shown in your checking..... $_____

(2) Add interest shown on the statement ..... $_____

(3) Subtract bank charges included in this statement. (be sure to enter any Bank charges and unrecorded checks in your checkbook)..... $_____

NEW BALANCE SHOWN IN YOUR CHECKBOOK..... $_____

(4) Last balance shown on this statement..... $_____

(5) Add total of those deposits which have been made and shown in your checkbook, but not yet shown on this statement..... $_____

SUB-TOTALS $_____

(6) List outstanding checks below (checks which are shown in your checkbook, but not yet paid by the bank.)

| CHECK NUMBER | AMOUNT | CHECK NUMBER | AMOUNT |
|---|---|---|---|
| | | | |
| | | | |
| | | | |
| | | | |
| | | | |
| | | | |
| | | | |
| | | | |
| | | TOTAL | $_____ |

SUBTRACT THIS TOTAL OF OUTSTANDING CHECKS FROM SUB-TOTAL ABOVE $_____

**THESE TWO FIGURES SHOULD BE THE SAME**

**If they are not the same, recheck your figures. If still not the same, please call Customer Service.**

**1-866 246 2400 Toll Free**

## ELECTRONIC TRANSFER ERROR RESOLUTION NOTICE *(CONSUMER ACCOUNTS ONLY)*

In case of Errors or Questions about your Electronic Transfer, call us at 1-866-246-2400 or write to us at P. O. Box 7009. Pine Bluff, AR 71611-7009, as soon as you can, if you think your statement or receipt is wrong, or if you need more information about a transfer listed on a statement or a receipt. We must hear from you no later than 60 days after we sent the FIRST statement on which the problem or error appeared .

(1) Tell us your name and account number (if any).

(2) Describe the error or the transfer you are unsure about, and explain as clearly as you can why you believe it is an error or why you need more information.

(3) Tell us the dollar amount of the suspected error.

We will investigate your complaint and will correct any error promptly. If we take more than 10 business days to do this, we will credit your account for the amount you think is in error, so that you will have use of the money during the time it takes us to complete our investigation.

Simmons Bank
MEMBER FDIC | 866.246.2400

Date 12/31/24 Page 1
Primary Account XXXXXXXXXXXX6968
Enclosures 9

Texoma Area Paratransit System Inc
6104 Texoma Pkwy
Sherman TX 75090-2128

## CHECKING ACCOUNTS

| | | | |
|---|---|---|---|
| Simply Business 500 Checking | | Number of Enclosures | 9 |
| Account Number | XXXXXXXXXXXX6968 | Statement Dates | 12/02/24 thru 12/31/24 |
| Previous Balance | 391,543.61 | Days in the statement period | 30 |
| 10 Deposits/Credits | 92,147.85 | Average Ledger | 176,867.56 |
| 5 Checks/Debits | 277,185.58 | Average Collected | 176,767.54 |
| Service Charge | .00 | Interest Earned | 3.22 |
| Interest Paid | 3.22 | Annual Percentage Yield Earned | 0.02% |
| Current Balance | 206,509.10 | 2024 Interest Paid | 154.74 |

### Deposits and Additions

| Date | Description | Amount |
|---|---|---|
| 12/06 | Deposit | 680.20 |
| 12/09 | Deposit | 53.00 |
| 12/11 | Deposit | 547.35 |
| 12/17 | MISC PAY FTA1 TREAS 310 P69950000690800 | 15,931.00 |
| 12/17 | MISC PAY FTA1 TREAS 310 P69950000690800 | 20,295.00 |
| 12/17 | MISC PAY FTA1 TREAS 310 P69950000690800 | 51,049.00 |
| 12/20 | Deposit | 125.00 |
| 12/20 | Deposit | 909.80 |
| 12/27 | RelationshipRwds Cash Back | 20.00 |
| 12/30 | Deposit | 2,537.50 |
| 12/31 | Interest Deposit | 3.22 |

### Checks and Withdrawals

| Date | Description | Amount |
|---|---|---|
| 12/02 | USATAXPYMT IRS 270473710242493 | 27.19- |
| 12/05 | Account Analysis Charge | 20.00- |

### CHECKS IN NUMBER ORDER

| Date | Check No | Amount | Date | Check No | Amount | Date | Check No | Amount |
|---|---|---|---|---|---|---|---|---|
| 12/30 | 1065 | 19.00 | 12/03 | 1084* | 265,668.99 | 12/24 | 1088* | 11,450.40 |

* Denotes skip in sequential check numbers

### Daily Balance Information

| Date | Balance | Date | Balance | Date | Balance |
|---|---|---|---|---|---|
| 12/02 | 391,516.42 | 12/09 | 126,560.63 | 12/24 | 203,967.38 |
| 12/03 | 125,847.43 | 12/11 | 127,107.98 | 12/27 | 203,987.38 |
| 12/05 | 125,827.43 | 12/17 | 214,382.98 | 12/30 | 206,505.88 |
| 12/06 | 126,507.63 | 12/20 | 215,417.78 | 12/31 | 206,509.10 |

**RELATIONSHIP REWARDS PROGRAM**

As of 12/25/2024 This account has earned the Relationship Credit for this statement cycle. This credit will be labeled "RelationshipRwds Cash Back". Thank you for being a valued Simmons Bank customer!

Thank you for banking with Simmons Bank.

********** END OF STATEMENT **********

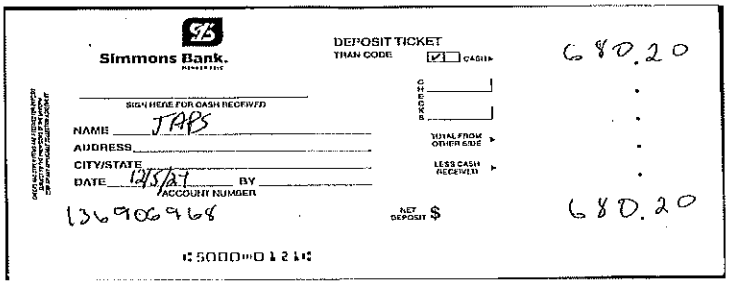

Simmons Bank.

DEPOSIT TICKET
TRAN CODE ☑ CASH 680.20

SIGN HERE FOR CASH RECEIVED
NAME TAPS
ADDRESS
CITY/STATE
DATE 12/5/24 BY
ACCOUNT NUMBER
136906968

CHECKS
TOTAL FROM OTHER SIDE
LESS CASH RECEIVED
NET DEPOSIT $ 680.20

⑆5000⑈0121⑆

Deposit Date: 12/06 Amount: $680.20

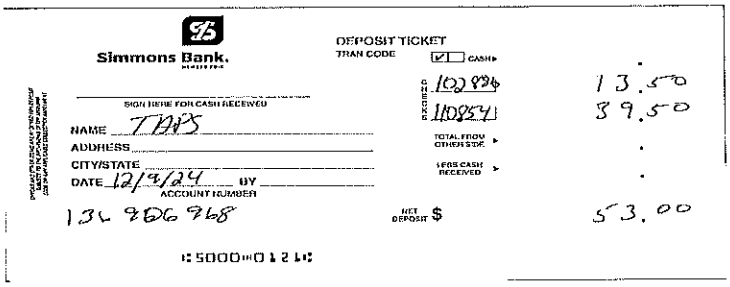

Simmons Bank.

DEPOSIT TICKET
TRAN CODE ☑ CASH

SIGN HERE FOR CASH RECEIVED
NAME TAPS
ADDRESS
CITY/STATE
DATE 12/9/24 BY
ACCOUNT NUMBER
136906968

CHECKS 102896 13.50
110854 39.50
TOTAL FROM OTHER SIDE
LESS CASH RECEIVED
NET DEPOSIT $ 53.00

⑆5000⑈0121⑆

Deposit Date: 12/09 Amount: $53.00

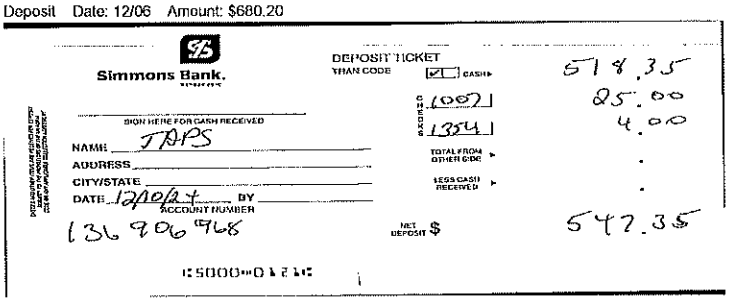

Simmons Bank.

DEPOSIT TICKET
TRAN CODE ☑ CASH 518.35

SIGN HERE FOR CASH RECEIVED
NAME TAPS
ADDRESS
CITY/STATE
DATE 12/10/24 BY
ACCOUNT NUMBER
136906968

CHECKS 1007 25.00
1354 4.00
TOTAL FROM OTHER SIDE
LESS CASH RECEIVED
NET DEPOSIT $ 547.35

⑆5000⑈0121⑆

Deposit Date: 12/11 Amount: $547.35

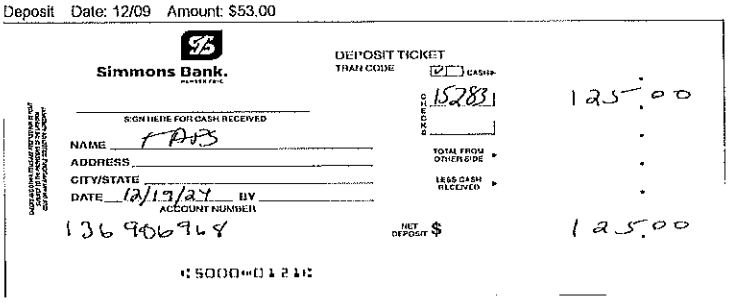

Simmons Bank.

DEPOSIT TICKET
TRAN CODE ☑ CASH

SIGN HERE FOR CASH RECEIVED
NAME TAPS
ADDRESS
CITY/STATE
DATE 12/19/24 BY
ACCOUNT NUMBER
136906968

CHECKS 15283 125.00
TOTAL FROM OTHER SIDE
LESS CASH RECEIVED
NET DEPOSIT $ 125.00

⑆5000⑈0121⑆

Deposit Date: 12/20 Amount: $125.00

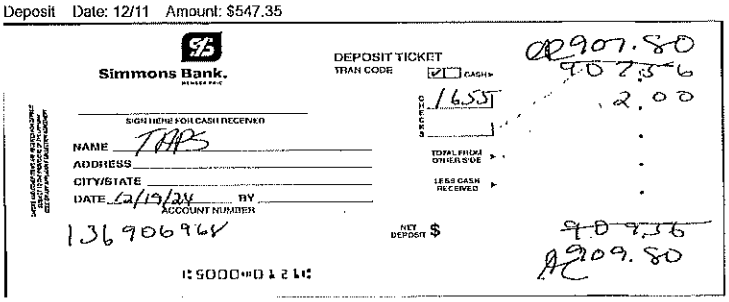

Simmons Bank.

DEPOSIT TICKET
TRAN CODE ☑ CASH 907.80 ~~907.56~~

SIGN HERE FOR CASH RECEIVED
NAME TAPS
ADDRESS
CITY/STATE
DATE 12/19/24 BY
ACCOUNT NUMBER
136906968

CHECKS 1655 2.00
TOTAL FROM OTHER SIDE
LESS CASH RECEIVED
NET DEPOSIT $ ~~909.56~~ 909.80

⑆5000⑈0121⑆

Deposit Date: 12/20 Amount: $909.80

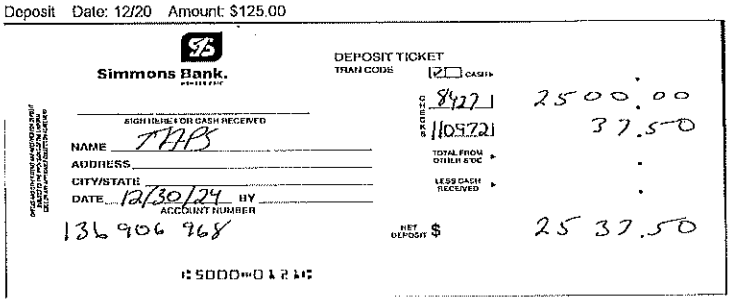

Simmons Bank.

DEPOSIT TICKET
TRAN CODE ☑ CASH

SIGN HERE FOR CASH RECEIVED
NAME TAPS
ADDRESS
CITY/STATE
DATE 12/30/24 BY
ACCOUNT NUMBER
136906968

CHECKS 8427 2500.00
110972 37.50
TOTAL FROM OTHER SIDE
LESS CASH RECEIVED
NET DEPOSIT $ 2537.50

⑆5000⑈0121⑆

Deposit Date: 12/30 Amount: $2,537.50



1065

TEXOMA AREA PARATRANSIT SYSTEM INC
PH. 903-893-4501
6104 TEXOMA PKWY
SHERMAN, TX 75090-2128

Simmons Bank
81-43/829

1065

****Nineteen and 00/100 Dollars

DATE 6/21/2024 AMOUNT $19.00

PAY

TO THE ORDER OF: Edward Mischkot
301 S Fm 1417
Apt 313
Sherman, TX 75092

Pamela L. Howeth
AUTHORIZED SIGNATURE

⑈001065⑈ ⑆082900432⑆ 136906968⑈

Check 1065 Date: 12/30 Amount: $19.00



1084

TEXOMA AREA PARATRANSIT SYSTEM INC
PH. 903-893-4501
6104 TEXOMA PKWY
SHERMAN, TX 75090-2128

Simmons Bank
81-43/829

1084

****Two Hundred Sixty Five Thousand Six Hundred Sixty Eight and 99/100 Dollars

DATE 11/20/2024 AMOUNT $265,668.99

PAY

TO THE ORDER OF: TRANSDEV SERVICES INC.
4157 COLLECTION CENTER DRIVE
CHICAGO, IL 60693
USA

Pamela L. Howeth
AUTHORIZED SIGNATURE

⑈001084⑈ ⑆082900432⑆ 136906968⑈

Check 1084 Date: 12/03 Amount: $265,668.99



1088

TEXOMA AREA PARATRANSIT SYSTEM INC
PH. 903-893-4501
6104 TEXOMA PKWY
SHERMAN, TX 75090-2128

Simmons Bank
81-43/829

1088

****Eleven Thousand Four Hundred Fifty and 40/100 Dollars

DATE 12/9/2024 AMOUNT $11,450.40

PAY

TO THE ORDER OF: HUITT-ZOLLARS INC
5430 Lyndon B Johnson Freeway Suite 1500
Dallas, Texas 75240
USA

Pamela L. Howeth
AUTHORIZED SIGNATURE

⑈001088⑈ ⑆082900432⑆ 136906968⑈

Check 1088 Date: 12/24 Amount: $11,450.40

ADDRESS OR NAME CHANGES – You are responsible for notifying us of any change in your address or your name. Unless we agree otherwise, change of address or name must be made in writing by at least one of the account holders. Informing us of your address or name change on a check reorder form is not sufficient. We will attempt to communicate with you only by use of the most recent address you have provided to us. If we receive returned mail, we may impose a service fee.

IF YOUR ADDRESS IS INCORRECT, MARK THROUGH THE ADDRESS SHOWN ON THE FRONT OF THIS STATEMENT. COMPLETE THE FORM AT THE RIGHT, DETACH AND MAIL TO P. O. BOX 7009, PINE BLUFF, AR 71603-7009.

| PLEASE CHANGE MY ADDRESS TO: | | |
|---|---|---|
| STREET | | |
| CITY | STATE | ZIP CODE |
| EFFECTIVE DATE | SIGNATURE | |

PLEASE CHANGE MY ADDRESS ON FOLLOWING ACCOUNTS.

List all accounts you want changed. We will change only the accounts you indicate since some customers prefer to maintain separate account addresses.

| TYPE OF ACCOUNT | CHECKING | SAVINGS | LOAN | CD | ATM / DEBIT CARD | OTHER |
|---|---|---|---|---|---|---|
| ACCOUNT NUMBER | | | | | | |
| ACCOUNT NUMBER | | | | | | |

PLEASE EXAMINE YOUR STATEMENT PROMPTLY AND NOTIFY US OF ANY ERRORS

## RECONCILEMENT INFORMATION

**These 6 Fast, Easy Steps Will Reconcile The Balance Shown On This Statement With The Balance Shown In Your Checkbook**

(1) Balance now shown in your checking..... $_____

(2) Add interest shown on the statement ..... $_____

(3) Subtract bank charges included in this statement. (be sure to enter any Bank charges and unrecorded checks in your checkbook)..... $_____

NEW BALANCE SHOWN IN YOUR CHECKBOOK..... $_____

(4) Last balance shown on this statement..... $_____

(5) Add total of those deposits which have been made and shown in your checkbook, but not yet shown on this statement..... $_____

SUB-TOTALS $_____

(6) List outstanding checks below (checks which are shown in your checkbook, but not yet paid by the bank.)

| CHECK NUMBER | AMOUNT | CHECK NUMBER | AMOUNT |
|---|---|---|---|
| | | | |
| | | | |
| | | | |
| | | | |
| | | | |
| | | | |
| | | | |
| | | | |
| | | TOTAL | $_____ |

SUBTRACT THIS TOTAL OF OUTSTANDING CHECKS FROM SUB-TOTAL ABOVE $_____

**THESE TWO FIGURES SHOULD BE THE SAME**

**If they are not the same, recheck your figures. If still not the same, please call Customer Service.**

**1-866 246 2400 Toll Free**

## ELECTRONIC TRANSFER ERROR RESOLUTION NOTICE *(CONSUMER ACCOUNTS ONLY)*

In case of Errors or Questions about your Electronic Transfer, call us at 1-866-246-2400 or write to us at P. O. Box 7009. Pine Bluff, AR 71611-7009, as soon as you can, if you think your statement or receipt is wrong, or if you need more information about a transfer listed on a statement or a receipt. We must hear from you no later than 60 days after we sent the FIRST statement on which the problem or error appeared .

(1) Tell us your name and account number (if any).

(2) Describe the error or the transfer you are unsure about, and explain as clearly as you can why you believe it is an error or why you need more information.

(3) Tell us the dollar amount of the suspected error.

We will investigate your complaint and will correct any error promptly. If we take more than 10 business days to do this, we will credit your account for the amount you think is in error, so that you will have use of the money during the time it takes us to complete our investigation.

Simmons Bank®
MEMBER FDIC | 866.246.2400

Date 12/31/24 Page 1
Primary Account XXXXXXXXXXXX9693
Enclosures

Texoma Area Paratransit System Inc
6104 Texoma Pkwy
Sherman TX 75090-2128

## CHECKING ACCOUNTS

| | | | |
|---|---|---|---|
| Money Market Savings Business | | Number of Enclosures | 0 |
| Account Number | XXXXXXXXXXXX9693 | Statement Dates | 12/02/24 thru 12/31/24 |
| Previous Balance | 198,064.41 | Days in the statement period | 30 |
| Deposits/Credits | .00 | Average Ledger | 198,064.41 |
| Checks/Debits | .00 | Average Collected | 198,064.41 |
| Service Charge | .00 | Interest Earned | 24.35 |
| Interest Paid | 24.35 | Annual Percentage Yield Earned | 0.15% |
| Current Balance | 198,088.76 | 2024 Interest Paid | 295.66 |

### Deposits and Additions

| Date | Description | Amount |
|---|---|---|
| 12/31 | Interest Deposit | 24.35 |

### Daily Balance Information

| Date | Balance | Date | Balance |
|---|---|---|---|
| 12/02 | 198,064.41 | 12/31 | 198,088.76 |

Thank you for banking with Simmons Bank.
********** END OF STATEMENT **********

ADDRESS OR NAME CHANGES – You are responsible for notifying us of any change in your address or your name. Unless we agree otherwise, change of address or name must be made in writing by at least one of the account holders. Informing us of your address or name change on a check reorder form is not sufficient. We will attempt to communicate with you only by use of the most recent address you have provided to us. If we receive returned mail, we may impose a service fee.

IF YOUR ADDRESS IS INCORRECT, MARK THROUGH THE ADDRESS SHOWN ON THE FRONT OF THIS STATEMENT. COMPLETE THE FORM AT THE RIGHT, DETACH AND MAIL TO P. O. BOX 7009, PINE BLUFF, AR 71603-7009.

| PLEASE CHANGE MY ADDRESS TO: | | |
|---|---|---|
| STREET | | |
| CITY | STATE | ZIP CODE |
| EFFECTIVE DATE | SIGNATURE | |

PLEASE CHANGE MY ADDRESS ON FOLLOWING ACCOUNTS.

List all accounts you want changed. We will change only the accounts you indicate since some customers prefer to maintain separate account addresses.

| TYPE OF ACCOUNT | CHECKING | SAVINGS | LOAN | CD | ATM / DEBIT CARD | OTHER |
|---|---|---|---|---|---|---|
| ACCOUNT NUMBER | | | | | | |
| ACCOUNT NUMBER | | | | | | |

## PLEASE EXAMINE YOUR STATEMENT PROMPTLY AND NOTIFY US OF ANY ERRORS

### RECONCILEMENT INFORMATION

**These 6 Fast, Easy Steps Will Reconcile The Balance Shown On This Statement With The Balance Shown In Your Checkbook**

(1) Balance now shown in your checking..... $_____
(2) Add interest shown on the statement ..... $_____
(3) Subtract bank charges included in this statement. (be sure to enter any Bank charges and unrecorded checks in your checkbook)..... $_____

NEW BALANCE SHOWN IN YOUR CHECKBOOK..... $_____

(4) Last balance shown on this statement..... $_____
(5) Add total of those deposits which have been made and shown in your checkbook, but not yet shown on this statement..... $_____

SUB-TOTALS $_____

(6) List outstanding checks below (checks which are shown in your checkbook, but not yet paid by the bank.)

| CHECK NUMBER | AMOUNT | CHECK NUMBER | AMOUNT |
|---|---|---|---|
| | | | |
| | | | |
| | | | |
| | | | |
| | | | |
| | | | |
| | | | |
| | | | |
| | | TOTAL | $_____ |

SUBTRACT THIS TOTAL OF OUTSTANDING CHECKS FROM SUB-TOTAL ABOVE $_____

**THESE TWO FIGURES SHOULD BE THE SAME**

**If they are not the same, recheck your figures. If still not the same, please call Customer Service.**

**1-866 246 2400 Toll Free**

### ELECTRONIC TRANSFER ERROR RESOLUTION NOTICE *(CONSUMER ACCOUNTS ONLY)*

In case of Errors or Questions about your Electronic Transfer, call us at 1-866-246-2400 or write to us at P. O. Box 7009. Pine Bluff, AR 71611-7009, as soon as you can, if you think your statement or receipt is wrong, or if you need more information about a transfer listed on a statement or a receipt. We must hear from you no later than 60 days after we sent the FIRST statement on which the problem or error appeared .

(1) Tell us your name and account number (if any).
(2) Describe the error or the transfer you are unsure about, and explain as clearly as you can why you believe it is an error or why you need more information.
(3) Tell us the dollar amount of the suspected error.

We will investigate your complaint and will correct any error promptly. If we take more than 10 business days to do this, we will credit your account for the amount you think is in error, so that you will have use of the money during the time it takes us to complete our investigation.

# Finance Report

# FY 2025 OPERATING FINANCIAL REPORT

| Operating Revenues | FY 2025 Budget | Actual YTD | Oct | Nov | Dec | Jan | Feb | Mar | Apr | May | Jun | Jul | Aug | Sep |
|---|---|---|---|---|---|---|---|---|---|---|---|---|---|---|
| FTA 5307 Urban | 200,606 | 75,414 | 36,392 | 29,228 | 9,794 | | | | | | | | | |
| FTA 5307 CARES ACT | 568,000 | 23,309 | 7,849 | 7,135 | 8,325 | | | | | | | | | |
| FTA 5311 Rural | 1,073,898 | 202,363 | 98,780 | 85,524 | 18,059 | | | | | | | | | |
| FTA 5310 Elderly & Disabled | 61,993 | 87,115 | - | | 87,115 | | | | | | | | | |
| FTA Regional Planning | 35,000 | 856 | 856 | | | | | | | | | | | |
| TX DOT Urban | 200,606 | 100,211 | 36,392 | 29,228 | 34,591 | | | | | | | | | |
| TX DOT Rural | 601,582 | 228,232 | 75,855 | 78,080 | 74,297 | | | | | | | | | |
| Operating Revenue | 45,000 | 12,018 | 4,973 | 3,946 | 3,099 | | | | | | | | | |
| Vehicle Sales Proceeds | - | - | | | | | | | | | | | | |
| In-kind Contributions | 16,200 | 4,050 | 1,350 | 1,350 | 1,350 | | | | | | | | | |
| Public Contributions | 317,395 | 49,562 | 26,062 | 21,000 | 2,500 | | | | | | | | | |
| Interest Income | 360 | 113 | 43 | 42 | 28 | | | | | | | | | |
| Miscellaneous | - | - | | | | | | | | | | | | |
| Total Revenues | 3,120,640 | 783,243 | 288,552 | 255,533 | 239,158 | - | - | - | - | - | - | - | - | - |
| **Operating Expenses** | | | | | | | | | | | | | | |
| Transdev Fixed Cost | 1,521,002 | 380,251 | 126,750 | 126,750 | 126,750 | | | | | | | | | |
| Transdev Variable Cost | 1,317,200 | 315,567 | 122,333 | 95,192 | 98,041 | | | | | | | | | |
| *hours of service* | *24,343* | 5,832 | *2,261* | *1,759* | *1,812* | | | | | | | | | |
| Utilities | 35,000 | 5,747 | 1,428 | 1,378 | 2,940 | | | | | | | | | |
| Fuel | 200,000 | 43,077 | 14,622 | 15,638 | 12,818 | | | | | | | | | |
| Board Insurance | 24,738 | 6,183 | 2,061 | 2,061 | 2,061 | | | | | | | | | |
| Rent - In-kind Expense | 16,200 | 4,050 | 1,350 | 1,350 | 1,350 | | | | | | | | | |
| Accounting Software | 6,500 | 1,608 | 536 | 536 | 536 | | | | | | | | | |
| Miscellaneous | - | 227 | | | 227 | | | | | | | | | |
| Total Expenses | 3,120,640 | 756,709 | 269,080 | 242,905 | 244,723 | - | - | - | - | - | - | - | - | - |
| Net Income(Loss) | - | 26,534 | 19,472 | 12,628 | (5,565) | - | - | - | - | - | - | - | - | - |
| | | 127.68 | 117.27 | 135.83 | 132.76 | - | - | - | - | - | - | - | - | - |

AP Aging as of 12/31/24

| | |
|---|---|
| Transdev Oustanding | 241,085.40 |
| Huitt-Zollars | 11,450.40 |
| Plyler Construction | 444,891.65 |
| Other Current Outstanding | 200.00 |
| Other Outstanding debt | 645,847.54 |
| | 1,343,474.99 |

# FY 2024 OPERATING BUDGET VARIANCE REPORT

| | | YTD | | |
|---|---|---|---|---|
| **Revenues** | **Budget** | **Actual** | **Variance** | **%** |
| FTA 5307 | 50,152 | 75,414 | 25,263 | 50% |
| FTA 5307 CARES ACT | 142,000 | 23,309 | (118,691) | -84% |
| FTA 5311 Rural | 268,475 | 202,363 | (66,112) | -25% |
| FTA 5310 Elderly & Disabled | 15,498 | 87,115 | 71,617 | 462% |
| FTA Regional Planning | 8,750 | 856 | (7,894) | -90% |
| TX DOT Urban | 50,152 | 228,232 | 178,081 | 355% |
| TX DOT Rural | 150,396 | 100,211 | (50,185) | -33% |
| Operating Revenue | 11,250 | 12,018 | 768 | 7% |
| Vehicle Sales Proceeds | - | - | - | 0% |
| In-kind Contributions | 4,050 | 4,050 | - | 0% |
| Public Contributions | 79,349 | 49,562 | (29,787) | -38% |
| Interest Income | 90 | 113 | 23 | 26% |
| Miscellaneous | - | - | - | 0% |
| Total Revenues | 780,160 | 783,243 | 3,083 | 0% |
| | | | | |
| **Expenses** | | | | |
| Transdev Fixed Cost | 380,251 | 380,251 | 0 | 0% |
| Transdev Variable Cost | 329,300 | 315,567 | (13,733) | -4% |
| *hours of service* | *6,086* | *5,832* | *(254)* | -4% |
| | | | | |
| Utilities | 8,750 | 5,747 | (3,003) | -34% |
| Fuel | 50,000 | 43,077 | (6,923) | -14% |
| Board Insurance | 6,185 | 6,183 | (2) | 0% |
| In-Kind Rent | 4,050 | 4,050 | - | 0% |
| Accounting Software | 1,625 | 1,608 | (17) | -1% |
| Miscellaneous | - | 227 | 227 | 0% |
| Total Expenses | 780,160 | 756,709 | (23,451) | -3% |
| | | | | |
| Net Income(Loss) | - | 26,534 | 26,534 | |

# Capital Projects

# FY 2025 CAPITAL PROJECTS REPORT

| Capital Revenues | Budget | Actual YTD | Oct | Nov | Dec | Jan | Feb | Mar | Apr | May | Jun | Jul | Aug | Sep |
|---|---|---|---|---|---|---|---|---|---|---|---|---|---|---|
| FTA 5339 Capital Assistance (Shop) | 12,709 | - | | | | | | | | | | | | |
| FTA 5307 Urban Area Formula (BLD) | 874,898 | 199,415 | 187,965 | 11,450 | | | | | | | | | | |
| FTA 5307 Urban Area Formula (RS) | 555,082 | - | | | | | | | | | | | | |
| FTA 5307 Urban Area Formula (FR) | 375,000 | - | | | | | | | | | | | | |
| FTA 5307 Urban Area Formula (SEC) | 150,000 | - | | | | | | | | | | | | |
| TXDOT 5339 Capital Assistance (BLD) | 3,000,000 | - | | | | | | | | | | | | |
| TXDOT Rural Discretionary (RS) | 91,203 | | | | | | | | | | | | | |
| TXDOT Rural Discretionary (Fac Repairs) | 43,076 | 29,162 | | | 29,162 | | | | | | | | | |
| Total Revenues | 5,101,968 | 228,577 | 187,965 | 11,450 | 29,162 | - | - | - | - | - | - | - | - | - |
| **Capital Purchases** | | | | | | | | | | | | | | |
| TAPS Operations Facility | 3,874,898 | 655,758 | 187,965 | 316,494 | 151,298 | | | | | | | | | |
| Rolling Stock | 646,285 | - | | | | | | | | | | | | |
| Maintenance Facility Repairs | 43,076 | 29,162 | | | 29,162 | | | | | | | | | |
| Shop Equipment | 12,709 | - | | | | | | | | | | | | |
| Maintenance Facility Security | 150,000 | - | | | | | | | | | | | | |
| Fixed Route Study (Continuation) | 375,000 | - | | | | | | | | | | | | |
| Total Expenses | 5,101,968 | 684,920 | 187,965 | 316,494 | 180,460 | - | - | - | - | - | - | - | - | - |
| Net Difference | - | (456,343) | (0) | (305,044) | (151,298) | - | - | - | - | - | - | - | - | - |

# Operational Update

| | Scheduled Trips | Actual Trips | % Taken | Denied Trip Request | Miles | Hours | Trips/ Hour | Miles/ Trip | Direct Op Cost | Cost/ Trip | MPH |
|---|---|---|---|---|---|---|---|---|---|---|---|
| Dec-23 | 3,424 | 3,177 | 93% | 29 | 38,127 | 1,967 | 1.62 | 12.00 | $ 83,237 | $ 26.20 | 19.39 |
| Jan-24 | 3,493 | 3,209 | 92% | 25 | 38,543 | 2,104 | 1.52 | 12.01 | $ 89,054 | $ 27.75 | 18.32 |
| Feb-24 | 3,572 | 3,343 | 94% | 78 | 41,307 | 2,054 | 1.63 | 12.36 | $ 207,472 | $ 62.06 | 20.11 |
| Mar-24 | 3,509 | 3,294 | 94% | 34 | 37,122 | 1,953 | 1.69 | 11.27 | $ 197,264 | $ 59.89 | 19.01 |
| Apr-24 | 3,262 | 3,115 | 95% | 255 | 34,312 | 1,818 | 1.71 | 11.02 | $ 183,647 | $ 58.96 | 18.87 |
| May-24 | 3,781 | 3,589 | 95% | 190 | 39,726 | 2,132 | 1.68 | 11.07 | $ 215,332 | $ 60.00 | 18.63 |
| Jun-24 | 3,391 | 3,206 | 95% | 252 | 38,050 | 1,920 | 1.67 | 11.87 | $ 193,944 | $ 60.49 | 19.82 |
| Jul-24 | 3,788 | 3,593 | 95% | 299 | 43,273 | 2,155 | 1.67 | 12.04 | $ 217,633 | $ 60.57 | 20.08 |
| Aug-24 | 3,962 | 3,797 | 96% | 319 | 43,307 | 2,159 | 1.76 | 11.41 | $ 218,076 | $ 57.43 | 20.06 |
| Sep-24 | 3,705 | 3,492 | 94% | 239 | 41,306 | 1,928 | 1.81 | 11.83 | $ 194,734 | $ 55.77 | 21.42 |
| Oct-24 | 4,302 | 4,096 | 95% | 28 | 48,341 | 2,241 | 1.83 | 11.80 | $ 226,382 | $ 55.27 | 21.57 |
| Nov-24 | 3,510 | 3,320 | 95% | 105 | 40,615 | 1,744 | 1.90 | 12.23 | $ 176,116 | $ 53.05 | 23.29 |
| Dec-25 | 3,423 | 3,258 | 95% | 122 | 39,964 | 1,796 | 1.81 | 12.27 | $ 181,434 | $ 55.69 | 22.25 |
| Average | 3,625 | 3,422 | 94% | 152 | 40,307 | 1,997.82 | 1.71 | 11.78 | $ 183,410 | $ 53.32 | 20.22 |

| Actual Trips | | |
|---|---|---|
| Location | November | December |
| Grayson County | 2,138 | 2,118 |
| Fannin County | 157 | 150 |
| Cooke County | 377 | 375 |
| Wise County | 489 | 461 |
| Clay County | 99 | 111 |
| Montague County | 60 | 43 |
| **Monthly Total** | **3,320** | **3,258** |

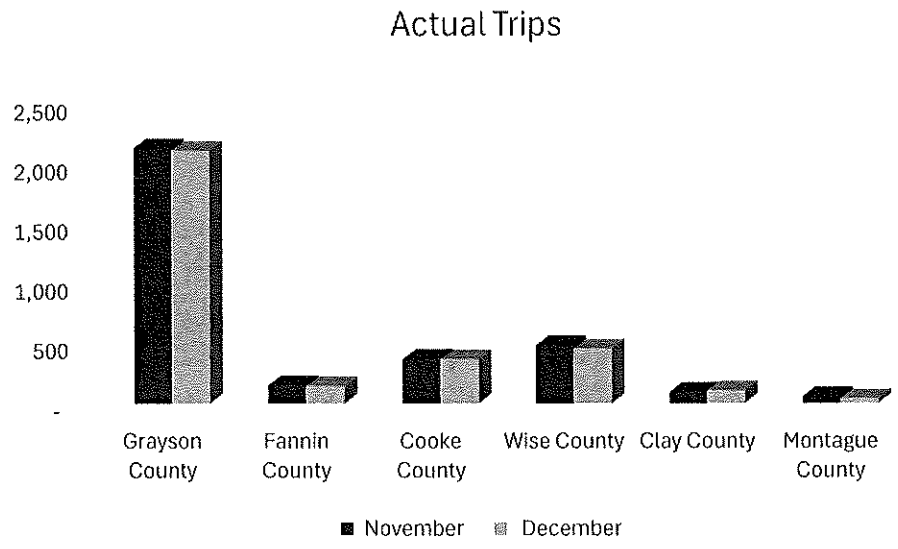

| Totals Nov-24 | Scheduled | Actual | % taken | miles | hours | Trips/ hour | Miles/ trip | Direct Op Cost | Cost/trip | % of trip | % of hrs | MPH | Trip Denials |
|---|---|---|---|---|---|---|---|---|---|---|---|---|---|
| Grayson | 2286 | 2138 | 94% | 20160.82 | 804.09 | 2.66 | 9.43 | 81,213.09 | 37.99 | 64% | 46% | 25.07 | 60 |
| Grayson Urban | 1678 | 1564 | 93% | 12831.18 | 531.53 | 2.94 | 8.20 | 53,684.53 | 34.33 | 47% | 30% | 24.14 | 45 |
| Grayson Rural | 608 | 574 | 94% | 7329.64 | 272.56 | 2.11 | 12.77 | 27,528.56 | 47.96 | 17% | 16% | 26.89 | 15 |
| Fannin | 160 | 157 | 98% | 3633.93 | 120.76 | 1.30 | 23.15 | 12,196.76 | 77.69 | 5% | 7% | 30.09 | 0 |
| Cooke | 388 | 377 | 97% | 3507.24 | 250.70 | 1.50 | 9.30 | 25,320.70 | 67.16 | 11% | 14% | 13.99 | 13 |
| Wise | 510 | 489 | 96% | 8379.24 | 351.33 | 1.39 | 17.14 | 35,484.33 | 72.57 | 15% | 20% | 23.85 | 23 |
| Clay | 104 | 99 | 95% | 2195.95 | 114.11 | 0.87 | 22.18 | 11,525.11 | 116.42 | 3% | 7% | 19.24 | 9 |
| Montague | 62 | 60 | 97% | 2738.24 | 102.73 | 0.58 | 45.64 | 10,375.73 | 172.93 | 2% | 6% | 26.65 | 0 |
| **Monthly Total** | **3510** | **3320** | **95%** | **40615.42** | **1,743.72** | **1.90** | **12.23** | **176,115.72** | **53.05** | **100%** | **100%** | **23.29** | **105** |

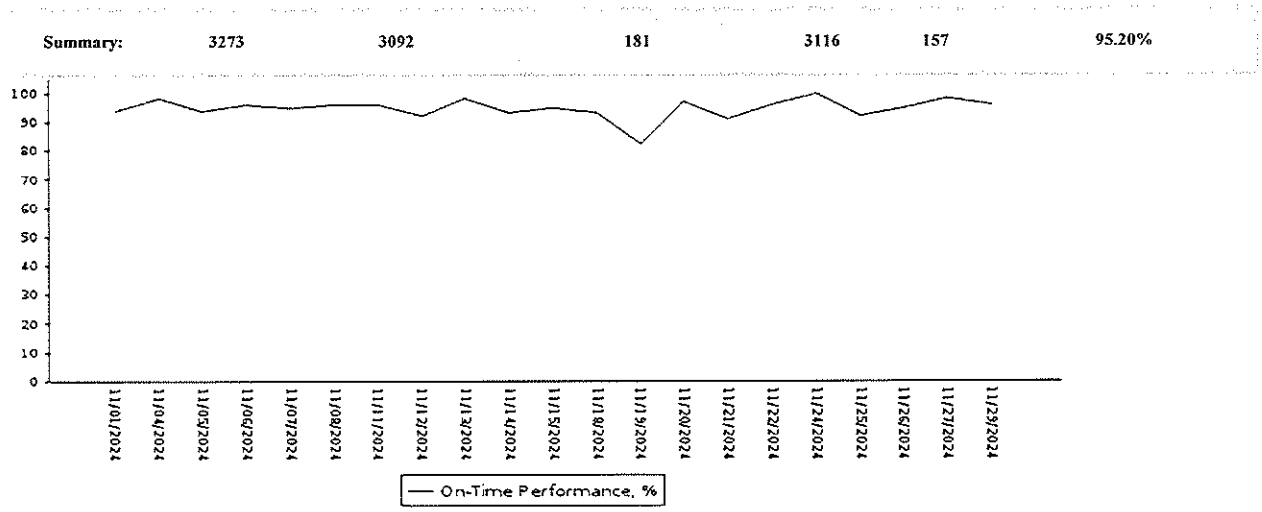

| Totals Dec-24 | Scheduled | Actual | % taken | miles | hours | Trips/ hour | Miles/ trip | Direct Op Cost | Cost/trip | % of trip | % of hrs | MPH | Trip Denials |
|---|---|---|---|---|---|---|---|---|---|---|---|---|---|
| Grayson | 2242 | 2118 | 94% | 20456.56 | 941.33 | 2.25 | 9.66 | 95,074.33 | 44.89 | 65% | 52% | 21.73 | 69 |
| **Grayson Urban** | **1660** | **1564** | **94%** | **12888.56** | **623.77** | **2.51** | **8.24** | **63,000.77** | **40.28** | **48%** | **35%** | **20.66** | **48** |
| Grayson Rural | 582 | 554 | 95% | 7568 | 317.56 | 1.74 | 13.66 | 32,073.56 | 57.89 | 17% | 18% | 23.83 | 21 |
| Fannin | 152 | 150 | 99% | 3456.61 | 114.76 | 1.31 | 23.04 | 11,590.76 | 77.27 | 5% | 6% | 30.12 | 0 |
| Cooke | 397 | 375 | 94% | 3276.74 | 234.52 | 1.60 | 8.74 | 23,686.52 | 63.16 | 12% | 13% | 13.97 | 17 |
| Wise | 475 | 461 | 97% | 7951 | 322.91 | 1.43 | 17.25 | 32,613.91 | 70.75 | 14% | 18% | 24.62 | 36 |
| Clay | 112 | 111 | 99% | 2665.39 | 105.16 | 1.06 | 24.01 | 10,621.16 | 95.69 | 3% | 6% | 25.35 | 0 |
| Montague | 45 | 43 | 96% | 2157.35 | 77.70 | 0.55 | 50.17 | 7,847.70 | 182.50 | 1% | 4% | 27.77 | 0 |
| **Monthly Total** | **3423** | **3258** | **95%** | **39963.65** | **1,796.38** | **1.81** | **12.27** | **181,434.38** | **55.69** | **100%** | **100%** | **22.25** | **122** |

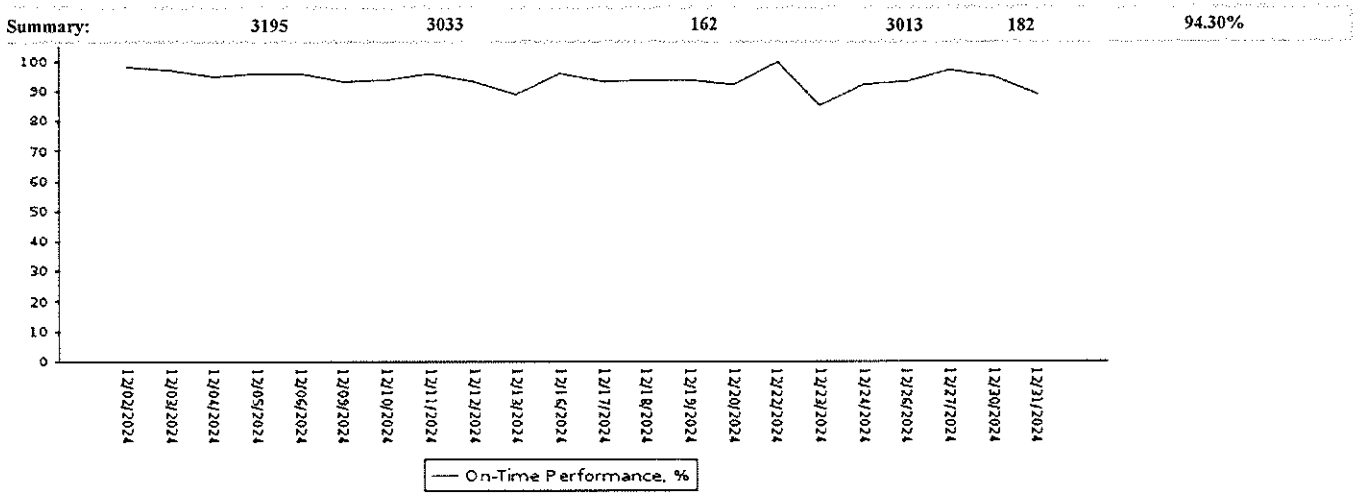

# TAPS Service Information

| FY25 1st Qtr Totals | Total | Grayson Urban | Grayson Rural | Grayson Total | Cooke | Fannin | Wise | Clay | Montague |
|---|---|---|---|---|---|---|---|---|---|
| Completed Trips | 9,914 | 4,836 | 1,765 | 6,601 | 1,040 | 434 | 1,378 | 287 | 174 |
| Passengers Carried | 10,674 | 5,115 | 1,851 | 6,966 | 1,184 | 495 | 1,513 | 335 | 181 |
| Total Service Miles | 128,920 | 41,290 | 24,644 | 65,934 | 10,626 | 11,363 | 25,498 | 7,597 | 4,902 |
| Total Service Hours | 5,781 | 1,892 | 995 | 2,887 | 796 | 375 | 1,060 | 372 | 291 |
| | | | | | | | | | |
| Passengers Per Hour | 1.85 | 2.70 | 1.86 | 2.41 | 1.49 | 1.32 | 1.43 | 0.90 | 0.62 |
| | | | | | | | | | |
| Miles Per Trip | 13.00 | 8.54 | 13.96 | 9.99 | 10.22 | 26.18 | 18.50 | 26.47 | 28.17 |
| | | | | | | | | | |
| Trip Denials | 225 | 100 | 34 | 134 | 23 | - | 62 | 6 | - |
| **Unique Clients** | **519** | **248** | **66** | **314** | **74** | **34** | **69** | **20** | **8** |

| Percentage Breakdown of Persons Served in | |
|---|---|
| % Elderly and/or Disabled | 73% |
| % General Public | 27% |

| Trip Purposes | % |
|---|---|
| Employment | 33% |
| Medical | 32% |
| Personal | 1% |
| Dayhab | 1% |
| Dialysis | 13% |
| Shopping | 13% |
| Social | 5% |
| Education | 2% |

# Quarterly Management & Compliance Report

FY 2024

| Drug & Alcohol | Nov | Dec | Jan |
|---|---|---|---|
| Pre-employment | 1 | 0 | 1 |
| Employees in test pool | 25 | 25 | 25 |
| Random | 0 | 2 | 0 |
| Post Accident | 0 | 0 | 0 |
| Reasonable Suspicion | 0 | 0 | 0 |
| Positive Results | 0 | 0 | 0 |
| Drug Lab Certification | YES | YES | YES |

| Safety | Nov | Dec | Jan |
|---|---|---|---|
| Preventable incidents | 0 | 3 | 1 |
| Total incidents | 0 | 3 | 1 |
| Preventable Injuries | 0 | 0 | 0 |
| Total Injuries | 0 | 0 | 0 |
| Safety Meetings | 1 | 1 | 1 |

| Complaints | Nov | Dec | Jan |
|---|---|---|---|
| Americans with Disabilities Act (ADA) | 0 | 0 | 0 |
| Title VI | 0 | 0 | 0 |
| General | 0 | 0 | 0 |

# TAPS Quarterly Analysis

Analysis of November through January , 20 25

Reviewer: _____ Date: _____

## Drug & Alcohol Monitoring

**Section 1**

Pool size for this quarter: 25

| Drug Test Type | Total # Test Results | Negative Results | Positive Results | Refusals to Test | Cancelled Tests | Random Rate Exceeds FTA Minimum?* |
|---|---|---|---|---|---|---|
| Pre-Employment | 3 | 3 | 0 | 0 | 0 | n/a |
| Random | 2 | 2 | 0 | 0 | 0 | yes |
| Post Accident | 0 | 0 | 0 | 0 | 0 | n/a |
| Reasonable Suspicion | 0 | 0 | 0 | 0 | 0 | n/a |
| Return-to-Duty | 0 | 0 | 0 | 0 | 0 | n/a |
| Follow-Up | 0 | 0 | 0 | 0 | 0 | n/a |
| **Total (Drug)** | 5 | 5 | 0 | 0 | 0 | n/a |
| **Alcohol Type** | | | | | | |
| Pre-Employment | 0 | 0 | 0 | 0 | 0 | n/a |
| Random | 0 | 0 | 0 | 0 | 0 | yes |
| Post Accident | 0 | 0 | 0 | 0 | 0 | n/a |
| Reasonable Suspicion | 0 | 0 | 0 | 0 | 0 | n/a |
| Return-to-Duty | 0 | 0 | 0 | 0 | 0 | n/a |
| Follow-Up | 0 | 0 | 0 | 0 | 0 | n/a |
| **Total (Alcohol)** | 0 | 0 | 0 | 0 | 0 | |

*Random drug testing requirements: Must equal **T= (0.50*(D/P))**

*Random alcohol testing requirements: Must equal **T= (0.1*(D/P))**

where D = size of pool, and P = number of testing periods per year

**Section 2**

**Review of Certifications:**

Are current certifications for Medical Review Officer, Breath Alcohol Technician, and Substance Abuse Professional on file? | Y / N

**Section 3**

| **Records Maintenance:** | Initials |
|---|---|
| Retention time frames clearly marked on each file | |
| **One Year**: Records of negative drug/alcohol test results | |
| **Two Years**: Records releated to the collection process and employee training | |
| **Five Years:** Records of verified positive drug/alcohol test results, refusals to take required drug/alcohol tests, employee referrals to the SAP, and copies of annual MIS reports | |
| Records are stored in locked cabinet/room with only program manager and his/her designee(s) having access | |
| Policy clearly states to whom and under what circumstances drug/alcohol records will be released | |

**Section 4**

**Collection Clinic Audits**

| | |
|---|---|
| Has Transdev conducted a clinic audit within the past 6 months? | Y / N |
| Are these records of this clinic audit on file? | Y / N |

**Section 5**

| **Drug & Alcohol Training** | Initials |
|---|---|
| New employees and employee transfers to safety-sensitive positions have received a one-time 60-minute training session on the effects and consequences of drug and alcohol use | |
| Newly hired or promoted supervisors who make reasonable suspicion determinations have received a one-time 60-minute training session on the physical, behavioral, speech and performance indicators of probable drug and alcohol use (total of 120 minutes) | |

**Section 6**

**Safety Meetings** | Y / N

**Section 7**

**Educational Materials Available** | Y / N

Reviewer's Signature _____ Date _____

# Taps Maintenance Dept

## Compliance Review Period

011/1/2024 - 11/30/2024

| Section 1 | Total number of PMIs completed | | | 16 |
|---|---|---|---|---|
| | | | | |
| PM A's | Target Miles | 5000 | 1 | |
| PM B's | Target Miles | 10000 | 4 | |
| PM C's | Target Miles | 30000 | 0 | |
| PM E's | Target Miles | 60000 | 3 | |
| PM Z's (disinfecting) | Target Days | 31 | 8 | |
| Buses completed | PM Type | Miles From previous PM | On time | Late |
| | | | | |
| 347 | E/Z | 5000/31 | X | X |
| | | | | |
| | | | | |
| | | | | |
| 355 | B/Z | 4980 | X | |
| 356 | E/Z | 5000 | X | |
| | | | | |
| 358 | B/Z | 5000 | X | |
| | | | | |
| | | | | |
| 361 | A/Z | 5000 | X | |
| 362 | E/Z | 5000 | X | |
| | | | | |
| 364 | B/Z | 5000 | X | |
| | | | | |
| | | | | |
| | | | | |
| | | | | |
| | | | | |
| | | | | |
| | | | | |
| Buses completed | PM Type | Miles From previous PM | On time | Late |

| | | | | |
|---|---|---|---|---|
| | | | | |
| **375** | B/Z | 5000 | X | |
| | | | | |
| | | | | |
| | | | | |
| | | | | |
| | | | | |
| | | | | |
| | | | | |

**Accesible equipment in PMs** YES

**Copies of PMs available** YES

## SECTION 2 Major Maintenance Projects

Major MaintenanceProjects completed ? No

| **Notes** | |
|---|---|
| NEW BUILDING CONSTRUCTION BEGAN | |
| | |
| | |

## SECTION 3: Records Retention

| | |
|---|---|
| Current List of TAPS Vehicles | YES |
| Daily Vehicle Checklists | YES |
| Preventative Maintenance Checklists | YES |
| Warranty Claims | NO |

## SECTION 4: Facilities / Equipment Condition

Maintenance Facilities in Good Condition ? Yes / No

| **Notes** | |
|---|---|
| Checklist completed 11/4/2024 | |

Equipment in Good Condition ?

| **Notes** | |
|---|---|
| checklist completed 11/27/2024 | |
| | |

Reviewers Signature Date

# Taps Maintenance Dept

## Compliance Review Period

012/1/2024 - 12/31/2024

| Section 1 | Total number of PMIs completed | | | 13 |
|---|---|---|---|---|
| | | | | |
| PM A's | Target Miles | 5000 | 4 | |
| PM B's | Target Miles | 10000 | 1 | |
| PM C's | Target Miles | 30000 | 1 | |
| PM E's | Target Miles | 60000 | 0 | |
| PM Z's (disinfecting) | Target Days | 31 | 7 | |
| **Buses completed** | **PM Type** | **Miles From previous PM** | **On time** | **Late** |
| 347 | A/Z | 5000 | X | |
| | | | | |
| 353 | C/Z | 5000/5009 | X | X |
| | | | | |
| | | | | |
| | | | | |
| | | | | |
| | | | | |
| | | | | |
| | | | | |
| 362 | A/Z | 5000 | X | |
| 363 | B/Z | 5000 | X | |
| | | | | |
| | | | | |
| | | | | |
| | | | | |
| | | | | |
| | | | | |
| | | | | |
| 371 | Z | 5000 | X | |
| 372 | A/Z | 5000 | X | |
| | | | | |
| | | | | |
| **Buses completed** | **PM Type** | **Miles From previous PM** | **On time** | **Late** |

| | | | | |
|---|---|---|---|---|
| **375** | A/Z | 5000 | X | |
| | | | | |
| | | | | |
| | | | | |
| | | | | |
| | | | | |
| | | | | |
| | | | | |
| | | | | |

**Accesible equipment in PMs** YES

**Copies of PMs available** YES

## SECTION 2 Major Maintenance Projects

Major MaintenanceProjects completed ? No

| **Notes** | |
|---|---|
| NEW BUILDING CONSTRUCTION BEGAN | |
| SOME OF NEW CHEVY BUSES BEGAN SERVICE | |
| | |

## SECTION 3: Records Retention

| | |
|---|---|
| Current List of TAPS Vehicles | YES |
| Daily Vehicle Checklists | YES |
| Preventative Maintenance Checklists | YES |
| Warranty Claims | NO |

## SECTION 4: Facilities / Equipment Condition

Maintenance Facilities in Good Condition ? Yes / No

| **Notes** | |
|---|---|

| Checklist completed 12/1/2024 | |
|---|---|
| **Notes** | |
| checklist completed 12/29/2024 | |
| | |

Reviewers Signature Date

# Taps Maintenance Dept

## Compliance Review Period

01/1/2025 - 01/31/2025

| Section 1 | Total number of PMIs completed | | | 9 |
|---|---|---|---|---|
| | | | | |
| PM A's | Target Miles | 5000 | 6 | |
| PM B's | Target Miles | 10000 | 3 | |
| PM C's | Target Miles | 30000 | 0 | |
| PM E's | Target Miles | 60000 | 0 | |
| | | | | |
| **Buses completed** | **PM Type** | **Miles From previous PM** | **On time** | **Late** |
| 347 | B/Z | 5000 | X | |
| | | | | |
| | | | | |
| 354 | B | 5000 | x | |
| 355 | A | 5000 | X | |
| | | | | |
| | | | | |
| | | | | |
| | | | | |
| | | | | |
| 361 | B | 5000 | X | |
| | | | | |
| | | | | |
| | | | | |
| 365 | B | 5000 | X | |
| | | | | |
| | | | | |
| 368 | A | 5000 | | |
| | | | | |
| 370 | A | 5000 | | |
| 371 | A | 5000 | | |
| | | | | |
| | | | | |
| | | | | |

| Buses completed | PM Type | Miles From previous PM | On time | Late |
|---|---|---|---|---|
| | | | | |
| | | | | |
| | | | | |
| | | | | |
| | | | | |
| | | | | |
| | | | | |
| | | | | |

**Accesible equipment in PMs** YES

**Copies of PMs available** YES

## SECTION 2 Major Maintenance Projects

Major MaintenanceProjects completed ? No

| Notes | |
|---|---|
| NEW BUILDING CONSTRUCTION | |
| Preparing New Ford transits for service | |
| | |

## SECTION 3: Records Retention

| | |
|---|---|
| Current List of TAPS Vehicles | YES |
| Daily Vehicle Checklists | YES |
| Preventative Maintenance Checklists | YES |
| Warranty Claims | NO |

## SECTION 4: Facilities / Equipment Condition

Maintenance Facilities in Good Condition ? Yes / No

| Notes | |
|---|---|

| |
|---|
| Checklist completed 1/6/2025 |

Equipment in Good Condition ?

| Notes | |
|---|---|
| checklist completed 1/28/2025 | |
| | |

Reviewers Signature Date